


LOW PRESSURE LAMINATE

COLOR OPTIONS




TIER ONE



W100

Suede


White



SF204

Suede


Opal (Almond)



SF208

Suede

Folkstone



SF213

Suede


Fog Gray



BLK100

Suede

Black



AF232

Suede

Natural Linen



WF275

Suede


Hardrock Maple




WF270

Suede

Cabinet Maple




TIER TWO



W300

White


Velvet



SF100

Victorian White

Suede



SF210

Antique White

Suede



SF232

Ashen


Satin or Velvet



SF231

Umbra


Satin



SF233

Fossil

Satin



SF230

Sienna

Satin



SF239

Storm


Suede



SF237

Charcoal

Suede



SF247

Mysterious


Velvet



SF238

Fudge

Medina



AF210

Silver Frost


Suede



AF209

Shadow Frost

Suede



AF200

Pewter Frost

Suede



WF375

Diva

Medina



WF294

Vanilla Stix


Timberline



WF355

Contour White

Medina



WF394

Arctic Groovz

Timberline



WF449

Sarek Ash


Velvet



WF398

Pacaya

Medina



Velvet

WF450


Bergen Ash



Velvet

WF451

Narvik Ash



Boreal

WF444

Tumalo Pine



Boreal

WF447

Toasted Oak



Suede

WF122


Silken Maple



Timberline

WF345


Milltown Oak



Medina

WF357


Sandalwood



Medinan or Timberline

WF340

Aria



Timberline

WF393

Concrete Groovz



Medina

WF397


Stomboli



Boreal

WF445


Sahalie Pine



Suede or Timberline

WF121


Burma Cherry



Velvet

WF452

Karuna Ash



Suede

WF100

Desert Glow



Suede

WF256


Bartlett Pearwood



Velvet

WF442


Chique



Medina or Timberline

WF301

Noce Vettore



Timberline

WF203

Seria



Suede

WF310


Talas Cherry



Velvet

WF439

Outlandia



Suede

WF101


Autumn Glow



Suede

WF276

Harvest Cherry



Suede

WF263

Walnut Amati



Velvet

WF443


Luxent



Suede or Timberline

WF236


Ankara Cherry



WF220

Brazilian Walnut


Suede or Velvet



WF421

Loft
Reclamation Maple

Medina



WF356

Driftwood

Medina



WF377

Pewter Pine


Medina



WF396

Merapi

Medina



WF204

Baroque

Medina or Timberline



WF448

Seared Oak

Boreal



WF296

Mochatini


Timberline



WF228

Sable Glow

Suede



WF230

Cherry Hill Plank

Suede



WF208

Libretti


Suede or Timberline



WF299

Nirvana


Medina



WF202

Verismo

Timberline



WF344

Queenston Oak


Timberline



WF446

Charred Oak


Boreal



WF392

Licorice Groovz

Timberline



WF226

Zambukka

Timberline



WF368

Linear Ash

Medina

NOTE: Backer (SF201) and Merit Maple (WF229) are not available as part of our tiered offering


TIER THREE



WF432

Alabaster

Taction Oak



WF441

Burlap


Taction Oak



WF433

Argento

Taction Oak



WF440

Ginger


Taction Oak



WF435

Palomino


Taction Oak



WF436

Kodiak

Taction Oak



WF434

Gibraltar

Taction Oak





The swatch materials in this brochure are provided as a color guideline. There may be variation in color, texture, finish and gloss between these samples and the actual product.

THE RIGHT COLORS TO REFLECT YOUR BRAND

At Spacesaver, we know that color and texture can impact your team's engagement and productivity, as well as your customers' perception of your business. That's why we work with architects, designers, and our clients to design storage solutions that are just as aesthetically pleasing as they are efficient.

As you begin designing your space, contact your local Spacesaver consultant to request a free space assessment and see our laminate color samples in person. We'll help you choose colors that are a perfect fit for your space and your brand.

800.492.3434 | [spacesaver.com](https://www.spacesaver.com)



SOUTHWEST SOLUTIONS GROUP

We Make Space & People Work Better Together

www.SouthwestSolutions.com | 800-803-1083