





HEALTHCARE *Equipment*



SOUTHWEST SOLUTIONS GROUP
business organization systems

www.southwestsolutions.com
1-800-803-1083

- Basket Carts
- Cassette Transfer Cart
- Catheter Procedure Carts
- Clinic Treatment Cart
- Exchange Carts
- Foot Stools
- Inhalation Therapy Cart
- Instrument Tables
- Linen Cart
- Mail Cart
- Mobile Garment Racks
- Patient Article Carts
- Sterile Wrap Carts
- Storage Bins
- Suture Carts



CHECK OUT THESE DEALS!

Exchange Carts

Meets all requirements for supply exchange in any healthcare environment. With various shelving configurations, caster styles, accessory packages, and various sizes, these exchange carts are the ultimate in versatility. Shelving features the patented QuadTruss® design, increasing shelving strength up to 25%. Posts are grooved and are numbered on one-inch increments, therefore enabling shelving to be adjusted up and down. Open-wire construction reduces dust and contamination build-up.



ECE Series

5 wire shelves. 63" chrome posts. Dolly frame with wraparound bumper. 8" polyurethane casters, two with brake. Side and back enclosure panels. 1 or 2 slide assemblies. 2 or 4 tote boxes 6" deep with box dividers. 4 or 6 shelf dividers. 12 plastic shelf markers.

ECES Series

5 wire shelves. 1 s/s solid shelf. 63" chrome posts. Dolly frame with wraparound bumper. 6" polyurethane casters, two with brake. 1 slide assembly. 2 tote boxes 6" deep with box dividers. 2 or 3 shelf dividers. 6 plastic shelf markers.

width	length	height	# of tote boxes	# of shelf dividers	super slides	ECE Series model #	ECES Series model #
21"	48"	72"	2	4	1	ECE2148C	ECES2148C
21"	60"	72"	4	6	2	ECE2160C	ECES2160C
24"	48"	72"	2	4	1	ECE2448C	ECES2448C
24"	60"	72"	4	6	2	ECE2460C	ECES2460C

ECDT Series

4 wire shelves. Choice of chrome-plated wire or stainless steel solid fifth shelf. 63" chrome posts. Dolly frame with wraparound bumper. 6" polyurethane casters, two with brake. 3 slide assemblies. 6 tote boxes with box dividers. 3 shelf dividers. 6 plastic shelf markers.

ECET Series

4 wire shelves. Choice of chrome-plated wire or stainless steel solid fifth shelf. 63" chrome posts. Side and back enclosure panels. Dolly frame with wraparound bumper. 6" polyurethane casters – two with brake. 3 slide assemblies. 6 tote boxes with box dividers. 12 plastic shelf markers.

width	length	height	tote boxes 3"	tote boxes 6"	tote boxes 9"	shelves	ECDT Series model #	ECET Series model #
21"	60"	70"	1	4	1	5-wire	ECDT2160C	ECET2160C
21"	60"	70"	1	4	1	4-wire, 1-solid	ECDS2160C	ECETS2160C
24"	60"	70"	1	4	1	5-wire	ECDT2460C	ECET2460C
24"	60"	70"	1	4	1	4-wire, 1-solid	ECDS2460C	ECETS2460C

ECD Series

5 wire shelves. 63" chrome posts. Dolly frame with wrap-around bumper. 6" polyurethane casters, two with brake. 1 slide assembly. 6 plastic shelf markers.

EDCS Series

4 wire shelves. 1 s/s solid shelf. 63" chrome posts. 5" resilient stem casters, two with brake. 6 plastic shelf markers.

width	length	# of tote boxes	shelf dividers	ECD Series model #	EDCS Series model #
21"	48"	2	2	ECD2148C	EDCS2148C
21"	60"	2	3	ECD2160C	EDCS2160C
24"	48"	2	2	ECD2448C	EDCS2448C
24"	60"	2	3	ECD2460C	EDCS2460C

EC Series

5 wire shelves. 63" chrome posts. 5" resilient stem casters, two with brake. 6 plastic shelf markers.

ECS Series

4 wire shelves. 1 s/s solid shelf. 63" chrome posts. 5" resilient stem casters, two with brake. 6 plastic shelf markers.

width	length	EC Series model #	ECS Series model #
21"	48"	EC2148C	ECS2148C
21"	60"	EC2160C	ECS2160C
24"	48"	EC2448C	ECS2448C
24"	60"	EC2460C	ECS2460C

ECT Series

4 wire shelves. Choice of chrome-plated wire or stainless steel solid fifth shelf. 63" chrome posts. 1 slide assembly. 2 tote boxes 6" deep with box dividers. 5" resilient stem casters, two with brake. 6 plastic shelf markers.

width	length	shelves	ECT Series model #
21"	60"	5-wire	ECT2160C
21"	60"	4-wire, 1 solid	ECTS2160C
24"	60"	5-wire	ECT2460C
24"	60"	4-wire, 1 solid	ECTS2460C

www.southwestsolutions.com

1-800-803-1083

Instrument Tables

Provide an all-stainless work system for use as back tables in the O.R. suite during surgery, or as mobile work stations for any department. 18 gauge 300 series stainless work surface welded and finished on all four corners. Legs and H-frame constructed of 16 gauge 300 series 1"-diameter stainless steel tubing. Optional undershelf of 18 gauge 300 series stainless steel. 4" x 1" resilient swivel stem casters. 34" overall height.

width	length	with H-frame model #	with undershelf model #
16"	20"	ITT1620	ITU1620
16"	30"	ITT1630	ITU1630
18"	34"	ITT1834	ITU1834
20"	36"	ITT2036	ITU2036
20"	48"	ITT2048	ITU2048
24"	36"	ITT2436	ITU2436
24"	46"	ITT2446	ITU2446
24"	58"	ITT2458	ITU2458

Suture Carts

Open wire design and slope of shelves allow instant identification and reduces dirt and dust build-up. Chrome plated wire shelves, each includes three dividers. Shelves adjustable on 1" vertical increments without the use of tools. Slope of shelves is also adjustable from 0° to 30°, simply by raising or lowering front or back truss brace. Truss braces and posts are chrome plated. Posts have 1" diameter 16 gauge steel tubular wall, which ensures structural strength and stability. Entire assembly is further stabilized at the top and bottom with three-sided truss reinforcement braces for increased strength and stability. 5" swivel casters with polyurethane tread.

width	length	height	description	model #
18"	36"	60"	4-shelf unit	SCH1836C-4
18"	48"	60"	4-shelf unit	SCH1848C-4
18"	36"	69"	5-shelf unit	SCH1836C-5
18"	48"	69"	5-shelf unit	SCH1848C-5

Cassette Transfer Cart

Ideal for transport for any hospital with a unit dose medication system; up to eight cassettes, in a variety of sizes. Cart has safety edges, free of bacteria-gathering crevices. Dolly frame with wraparound bumper features 6" casters for mobility. Three 24" x 48" chrome-plated wire shelves mounted to dolly base. Enclosure panels provided to help transport cassettes safely.

width	length	height	model #
24"	48"	70"	CTC2448C

Clinic Treatment Cart

Suited for use in any treatment area to hold supplies and instruments. Designed with cleanliness in mind—all components have safety edges and are free of bacteria gathering crevices. Constructed of 300 series stainless steel. Overall height to the work surface of 35". Wire ledge on three sides of the work surface. Two pull-out drawers with positive stops, one open shelf, and one pull-out tray. 5"-diameter swivel plate casters—two with brakes.

width	length	model #
17"	24½"	CTC1724

Inhalation Therapy Cart

40" height. Top and bottom PVC-coated tank holding grids are built on 4½" centers, to store up to 12 cylinders. Two utility handles and wire shelf base are chrome-plated. 5"-diameter conductive casters, two with brake.

width	length	model #
20"	27"	GCC1

Sterile Wrap Carts

Safe and convenient place to hang or store wraps. Bottom wire shelf (standard) can hold extra or odd size wraps. Four support bars with a wire shelf at the base and a three-sided channel frame at the mid height and top. 5" polyurethane swivel casters.

width	length	height	model #
24"	48"	68"	SWC2448C
24"	60"	68"	SWC2460C

Foot Stools

Flared leg non-tip design. All-welded construction. Single-step, with non-slip rubber mat. Conductive rubber tips and tread. Available in chrome or stainless steel.

width	length	height	model #
12"	16"	8"	SFS16S
11"	14"	9"	SFS14C



www.southwestsolutions.com
1-800-803-1083

Patient Article Carts

Chrome plated finish. Eight dividers and 12 bin markers standard with 48" units, and 12 dividers and 16 bin markers on 60" units. Standard units feature 5" x 1½" swivel stem casters, two with brake. Heavy duty units feature aluminum dolly base with 6" x 2" swivel plate casters with polyurethane wheels, two with brake. All models include a 24" coat hanger tube and 12 rod and tabs.

width	intermediate length	shelf length	style	model #
24"	48"	24"	standard	PC2448-C
24"	60"	36"	standard	PC2460-C
24"	48"	24"	heavy duty	PCH2448-C
24"	60"	36"	heavy duty	PCH2460-C

Mobile Garment Racks

Convenient storage or transportation of coats, uniforms, or garments. Wire shelves feature patented QuadTruss® design —patent #5,390,803. Wire design allows for vertical air flow. Top wire shelf for hats or flat items. Bottom wire shelf for drying shoes or boots; some models have additional solid shelf below bottom wire shelf to catch moisture. Four mild steel chrome plated posts with adjustable feet. Two wire chrome plated shelves. 1" diameter, chrome-plated coat hanger tube. Height of hanger tube allows for long items to be hung. Mobile racks feature 5" polyurethane tread casters with rubber donut bumper.

width	length	height	description	model #
18"	36"	80"	unit as shown	UR1836C
18"	36"	80"	plus 1 solid shelf	URS1836C
18"	48"	80"	unit as shown	UR1848C
18"	48"	80"	plus 1 solid shelf	URS1848C
18"	60"	80"	unit as shown	UR1860C
18"	60"	80"	plus 1 solid shelf	URS1860C

Linen Carts

Any number of combinations can be made to customize any linen cart for a specific use. Open-wire construction promotes higher visibility and permits greater air circulation which helps reduce dust and contamination build-up, and increases the effectiveness of fire-suppression systems. Posts are numbered on vertical 1" increments to ensure fast and level assembly; shelving can be adjusted up and down every inch for optimum cart configuration. All components are chrome-plated.

width	length	height	description	model #
24"	60"	69"	standard	LC2460C
24"	60"	72"	heavy	LCD2460C

Basket Carts

All-purpose folding basket cart is durable, versatile, and engineered for many applications: mail, pharmacy, lab, medical records and other small tasks. Easy to assemble and collapsible. Chrome-plated tubular frame. Poly-coated wire baskets and basket support. Four 3" swivel casters with rubber wheels.

description	model #
(2) 6" baskets	BC18
(1) 6" / (1) 12" basket	BC18-1

Mail Cart

Designed to handle internal-external mail distribution. Stationary basket design eliminates movement. 11" deep top basket with file retainers, and 7" deep bottom basket for boxes. Nickel-chrome plated finish. Holds 120 letter or legal-sized hanging folders. Two 5" swivel casters on front, and two 10" rigid roller-bearing casters on rear. 1" round tubular frame.

width	length	height	model #
24"	42½"	38"	MC-1

Storage Bins


The perfect solution to organizing or storing small, easy-to-lose items. Light weight but durable.



bulk supply tub



stock bins



exchange bins



supply bins

