

SOUTHWEST **SOLUTIONS** GROUP
business organization systems

Volo™ Movable Wall >



www.southwestsolutions.com

Toll Free 1-800-803-1083

www.southwestsolutions.com

Toll Free 1-800-803-1083

Speak Volumes with Volo.

What's your perfect space? A quiet, private office clad in wood veneer? A beautiful glass conference room — a creative hotspot in bold colors, where you freely sketch ideas floor-to-ceiling? Maybe it's a simple, practical shared place where different tasks and needs are supported in a beautiful environment. Whatever your vision, you'll speak volumes with Volo Walls and bring your space to life with amazing speed, ease and practicality.



Personalize Your Privacy.

Volo's extensive color and material options let you tailor your private office to meet your personal preferences. Degrees of visual privacy are easily achieved, from completely transparent to fully opaque and many places in between. Volo also offers a balance of options to create the acoustical privacy you need. So get ready to make it personal with Volo.



Do More Than Create Spaces. Make Statements.

Volo offers almost unlimited freedom to create. Segmented, glass, laminate, veneer, tempered and decorative glazing, writable and magnetic-friendly surfaces can be applied in endless combinations. Designing a space to reflect your brand, your preferences, or your unique needs has never been this easy. Keep it simple or get expressive. Either way, beautiful statements are made.



Value Volo.

No matter what environment you're creating, Volo performs as beautifully and even more efficiently than higher-priced wall systems. The unitized wall panels can also be fully re-used and reconfigured as your needs change, with little or no marring of ceilings and floors — ensuring Volo will continue to add value over time.

Volo Advantages.

Volo may save you a bundle in taxes — movable walls are often classified as “tangible property” which can be depreciated over just 7 years, vs. drywall’s 39 years. That’s a big difference! See your tax consultant for details.



Integrate Your Interior.

Volo Walls complement any architectural interior. Attention to detail is evident in the crisp lines, precise reveals and in the flawless building integration of Volo Walls. From bulkheads to exterior wall mullions, from columns to drywall, Volo easily and effortlessly connects for beautiful integration within an interior.



Acoustical Performance.

Tailor Volo to achieve the acoustic privacy you desire. Depending on materials and design, you can realize an STC rating of up to 43. That is comparable to full-height, insulated drywall — and that's performance that counts.



Blend In or Stand Out.

Volo's offering of surface materials and tile options can blend in with the look of custom millwork and permanent architecture, including beautiful door and pull options. Insert tiles accentuate aluminum framing elements, while outsert tiles are slightly proud of the frame and create delicate, refined reveals. Volo can also stand out with a bold, colorful statement and design — it's up to you. Explore Volo and see for yourself.

Appreciate Volo Details.



CROWN OPTIONS



Reveal Crown diminishes the visibility of attachment elements.



Traditional Crown stands slightly proud of the wall panel.

BASE OPTIONS



2" Reveal Base creates a subtle recessed transition to the floor.



The 4" Traditional Base gives a framed finish to the panel — and resembles a cove base often used in commercial interiors.



The 6" Traditional Base allows 8-wire, 4-circuit power routing and power/data access.

LIGHTING CONTROLS



Inline Connectors can be specified with factory-cut openings to accommodate your choice of electrical components.

ELECTRICAL



Distribute power vertically for access at 6", 12" and 42" heights with Inline Connectors.



Power and data is distributed and accessed horizontally with the 6" base option.

TILE OPTIONS



Inserts offer many decorative and functional options — all framed within the wall tile.



Outserts are proud of the frame and bring a uniform look to surface materials while creating a subtle reveal.

WALL START OPTIONS



The Adjustable Wall Starts match frame elements and provide flexibility to cleanly attach to wall columns, mullions and other architectural conditions.




Reveal Wall Starts create a subtle, recessed wall connection when a more seamless aesthetic is desired.

GLAZED PANELS



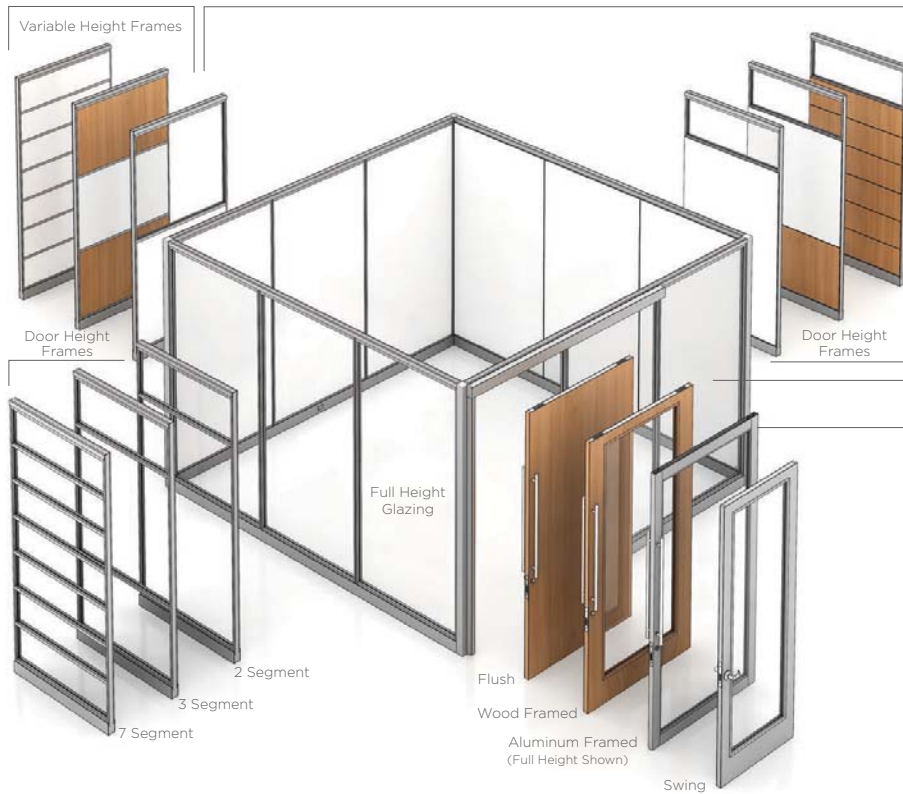
Volo offers Clear, Low Iron, Frost, magnetic-friendly Back Painted glass, and writable glazing options.

ACOUSTICS



Sound-deadening door inserts provide acoustic privacy. STC ratings of 38 - 43 are achievable depending on specifications.

Visualize Your Volo.



INSERT TILES create an extra-slim profile, revealing structural frame elements for a contemporary aesthetic. Solid inserts combine with clear or decorative glazed, back painted glass, tackable and marker board inserts for almost unlimited functional and design flexibility.

Frame elements can be chosen in one of Trendway's standard Systems paint colors or Anodized Aluminum.

The DOOR HEIGHT SEGMENT FRAME aligns horizontally with a partial height door frame.

Beautiful solid OUTSERT TILES can blend with functional framed Insert Tiles for maximum flexibility. Proud of the frame, outserts create a subtle reveal.

Functional segmentation simplifies design and allows marker board tiles, tackable tiles, glazing and other optional features to meet your specific needs.

Visual interest can be easily achieved with aesthetic segmentation — allowing up to 7 segments of identical or varied materials.

PANEL FRAMES can be floor-to-ceiling monolithic or segmented. Segments can be specified from 8" to 120" in height in 1/2" increments, and 12" to 48" wide in 1/8" increments.

GLAZED PANELS are center-mounted and provide clear, back painted, frosted and decorative options. Choose privacy, visibility, pattern, color or writability.

DOORS are available in Sliding or Swing styles. They must be specified to fit either a full-height or partial-height door frame. Partial height doors are available at 7', 8' or 9' heights. Choose flush, wood framed or aluminum framed style.

DOORS



Flush

Veneer

Aluminum Sliding Door Frames are available 3 ways: 2" wide overall, 4" wide overall, or 2" top and sides with a 4" bottom rail. Swing Door Frames offered in 4" width overall.

PULL/HARDWARE OPTIONS



12" D Pull

17" Post Pull

36" Post Pull

72" Ladder Pull

Lever Set for Swing Door only.


Value Volo From Initial Install and Beyond.

Volo Walls look like permanent architecture, yet they're ready to evolve with your changing needs. Integrating effortlessly with your interior architecture, Volo Walls can look and feel like custom millwork one day — and be reconfigured the next! The repositionable, unitized wall panels can be used and re-used to create spaces that respond to your changing requirements, year after year — without construction headaches, foregoing the need for costly trades, reducing the downtime of your people, and having a minimal impact to building infrastructure.

SOUTHWEST**SOLUTIONS**GROUP

business organization systems

Maximize Performance by
Combining Volo Walls with
our Raised Access Flooring.



SOUTHWEST **SOLUTIONS** GROUP
business organization systems

TrendWall® Flooring Solution

makes reconfiguration easy, with power and data accessible from anywhere in the room — by removing a floor access panel. The low 2½" profile and non-metallic modular construction make it a practical and cost-effective cable management system, whether used in new construction, renovations or integrated into existing spaces.

From training spaces to conference rooms to open environments, our raised access flooring can save you time, money and headaches with every move and reconfiguration you require.



Choose pre-wired, field-wired or PowerPac floor access.



Training Spaces



Conference Rooms