

Toll Free 1-800-803-1083

Eclipse.



SOUTHWEST SOLUTIONS GROUP

business organization systems

www.southwestsolutions.com

Toll Free 1-800-803-1083

Eclipse
POWERED SYSTEM™ by Spacesaver®

Easy to choose. Easy to use. Easy on your budget. Introducing Eclipse Powered Mobile Storage Systems by Spacesaver. Could it get any easier?

In high-density mobile storage, powered systems have always been the ultimate in safety. In ease of use. In productivity and efficiency.

Now Spacesaver, the world's leading manufacturer of high-density mobile storage products, has completely rethought powered systems. With electrifying results.

Eclipse is a unique new concept in powered high-density mobile storage. With the flexibility to do just what you want it to. Without loading you down with features you don't really need.

It's easy to configure. Easy to afford. Exceptionally safe. Remarkably reliable. And simple to use.

Eclipse. Easy does it.



SOUTHWESTSOLUTIONSGROUP

business organization systems

www.southwestsolutions.com

Power made easy.™



SOUTHWEST**SOLUTIONS**GROUP

business organization systems

www.southwestsolutions.com

Take power.

Eclipse runs on your imagination.
Fueled by an a la carte flexibility that lets
you configure just the powered storage
system you want – and can afford.

Eclipse makes powered high-density mobile storage
more affordable than ever before.

With its flexible, menu-based configurability, Eclipse
lets you build a powered storage system with only
what you need. Which saves you money on those
features you may not use.

Create your own powered storage solution from
a broad range of features and options for guidance
and drives. Control and safety. Power and wiring.
Environmental monitoring. Security. Lighting.
And more.

Simple, remote configurability via our PowerLink™
option makes it easy to reconfigure Eclipse once
it's installed. And as your storage needs change,
Eclipse can be readily reconfigured to meet them.
Its modular design allows for easy future upgrades.

Which means the system you buy today can easily
evolve into the system you'll need tomorrow.

Eclipse stretches your thinking about storage.
Without breaking the bank.



SOUTHWEST SOLUTIONS GROUP
business organization systems

www.southwestsolutions.com

Design options

Choose from a wide range of available colors, finishes and end-panel materials. On request, we'll customize your Eclipse end panels with a functional, aesthetic look that complements your environment.

Lighting

Add optional overhead lighting for safety and convenience. Open an aisle, and lights turn on automatically over just that aisle or the entire system.

Reconfiguring

The optional PowerLink remote PC interface capability ensures fast, convenient reconfiguring as your needs change for full operational flexibility.

Housings

Virtually any type of storage housing can be mounted on Eclipse mobile carriages – even your existing shelving and cabinets. Case-type, four-post and cantilever shelving is available, too, as well as drawers, bins, trays, lateral files, doors, industrial rack shelving and storage accessories.

Environmental sensors

Optional environmental sensors check for temperature and humidity levels and the presence of water near your system, and automatically e-mail you an alert if conditions are unacceptable.

Carriage length and load

Available in standard lengths from 3 feet (0.9 meters) up to 81 feet (24.6 meters), each Eclipse Powered System carriage has a minimum load-carrying capacity of 1,000 pounds per linear foot or 1,500 kilograms per linear meter.

As far as you want.

Non-contact distance sensors
Carriage spacing is easily programmed on infrared distance sensors to improve reliability, protect stored materials.



Control
Activate your system from the standard face panel control, an optional infrared-capable control or an optional touchpad aisle access control. An infrared remote, and user and managerial keys add convenience and flexibility.



Safety
A full range of standard and optional automatic passive, in-aisle safety systems protect your personnel, from waist-high and aisle-entry sensors to photoelectric or mechanical floor-level sweeps.



We're obsessed
with safety.
So you don't have to be.

When it comes to safety,
there's no in between. That's why
we've designed Eclipse with
every safeguard you can think of.
And a few you haven't.

Eclipse Powered Systems are the safest high-density mobile storage solutions you can buy.


In fact, Eclipse Powered Systems' built-in safeguards help prevent users from getting trapped or injured by the moving system. A passive, in-aisle safety system stops carriage movement – automatically and instantly – when a person enters a moving aisle and prevents movement if a person or object is detected in an open aisle.

Closed-loop control keeps carriages from moving if a component fails. Remote controls let you open, stop or reset the system from a distance. And built-in anti-tip devices add system stability.

Eclipse helps protect your stored materials, too, with optional environmental sensors, e-mail alerts and electronic links to your building's fire protection and security systems.

With Eclipse, you use your powered system with full confidence and peace of mind.

And never give safety a second thought.



Light-Immune Photo Sweep


Unaffected by sunlight and ambient light extremes, the Light-Immune Photo Sweep ensures safety under all lighting conditions.



SOUTHWEST**SOLUTIONS**GROUP

business organization systems

www.southwestsolutions.com



Waist-High Photo Sweep
 A set of Photo Sweep sensors can be mounted at waist height for added safety and peace of mind.

Aisle-Entry Sensor
 If a person enters a closing aisle, cross-aisle sensors mounted 20 inches (508 mm) up from the carriage base stop the system from moving.

The Entry/Exit Zone
 In the first 30 inches (762 mm) of each aisle end, cross-aisle ZFS sensors mounted on 6-inch (152 mm) centers (versus 12-inch [305 mm] centers the rest of the carriage length) ensure safety and automatic reset upon exiting.

Safety Lock Out
 Lighted indicators signal when a person or object is in an open aisle, and prevent the selection of a new aisle until the open aisle is checked.

Zero Force Sensor
 By projecting multiple infrared photoelectric beams across an open aisle the full length of the carriage, the Zero Force Sensor (ZFS) system detects a person's entry into a moving aisle or presence in an open aisle and automatically locks down carriage movement.

Photo Sweep
 An infrared and visible red light beam projected the length of the carriage at its base stops system movement when broken by a person's foot or other object. An optional mechanical safety sweep is also available.

A choice of control panels lets you tailor operation of your Eclipse Powered System precisely to your preferences.



Eclipse is about more than storage.
It's about access. It's about getting to what you need quickly. Easily. Efficiently.
With minimum hassle.
For maximum productivity.

As convenient and easy to use as an elevator, a powered high-density mobile storage system far outperforms manual or mechanical-assist systems. So your staff is more productive and efficient. And your workflow is more streamlined.

To open an aisle, you simply push a large, easily accessible button. Pressing the stop button on any carriage control panel immediately halts all moving carriages. You can also configure your Eclipse system to automatically reset to any preferred position.

So you can keep your system normally open to your most heavily used aisle or aisles. And ensure quick, direct access to your most frequently needed materials.

Eclipse Powered Systems can also be readily configured to comply with all ADA accessibility requirements for control height, aisle width and ramping.

Compare the efficiency of using an Eclipse Powered System to using a mechanical-assist system. And you'll quickly see the time, cost and productivity benefits of powering up.

No question.

Automatic system movement options let you position carriages just where you want them. Automatically open a heavily used aisle. Close all aisles. Open aisles evenly for ventilation. Open each aisle in sequence. Even move all carriages to predetermined positions when the fire alarm system is activated.



Toll Free 1-800-803-1083



Any questions?



SOUTHWEST SOLUTIONS GROUP

business organization systems

www.southwestsolutions.com

Lose building power, and Eclipse's optional battery backup automatically maintains full system functionality, with full-speed, multi-carriage movement and all safeties. Or plug the optional rechargeable battery pack power override unit into the face panel control to move individual carriages at reduced speeds.



Welded-steel uniframe carriages. Fully grouted structural rails. Recessed carriages. Heavy-duty shelving. Durable finishes. From top to bottom, Eclipse Powered Systems are durably built for many years of rugged, reliable use.

Time will tell.

It's not just how much you can get into your Eclipse. It's how much you'll get out of it. Because superior technology makes Eclipse the most reliable and durable powered storage system ever.


Rigid, welded-steel uniframe carriages keep drive train components aligned to eliminate binding. Precise rail systems limit lateral movement and increase structural rigidity. And fully supported and grouted rails distribute system weight evenly and eliminate flexing.

Superior drive and guidance systems ensure positive tracking, better system stability and less wear. Recessed-mounted storage housings become an integral part of the carriage, adding structural rigidity. And rugged shelving and cabinets of heavy-gauge, cold-rolled steel increase rigidity and strength.

There are fewer moving parts. Non-contact distance sensors. Sure, dependable connections. No-touch circuit boards. Life-cycle-tested microprocessor controls.

No wonder Eclipse easily handles the heaviest loads and continuous use, day in and day out. Year in and year out.

With our optional PowerLink 24/7 remote system monitoring, we proactively spot and remedy any potential problems with your system to maximize your uptime. PowerLink also allows for remote reconfiguring of your Eclipse system to change settings and parameters.



Toll Free 1-800-803-1083



SOUTHWEST SOLUTIONS GROUP

business organization systems

www.southwestsolutions.com



Secure aisle access

The optional TouchPad control provides secure, PIN-controlled system access to aisles containing proprietary materials. Secure key switch controls are also available.

Security with some real teeth to it.

Your secrets are safe with us.

That's because Eclipse makes security simple.

Sure. Even automatic.

Any confidential, sensitive or proprietary files or materials can be stored safely and securely in an Eclipse Powered System.

You can easily prevent unauthorized access to selected aisles or even the entire system. Optional TouchPad or key switch controls let you regulate access to restricted aisles. Optional locks allow individual carriages to be key-locked in the closed-aisle position. The system can also be programmed to automatically close and lock itself.

DC drive motors on each carriage ensure smooth acceleration and deceleration to safeguard stored materials. Provide dynamic braking to stop a moving carriage when a safety feature is activated. Or hold a carriage in place when not moving.

Your stored materials can also be protected by electronically linking your Eclipse system controls to your building's fire alarm, sprinkler or security system.

Eclipse security? It's a lock.



Automatic aisle closing

Eclipse can be programmed to automatically close all aisles during periods of inactivity to prevent unauthorized access, as well as the penetration of light, environmental dust and debris.

Toll Free 1-800-803-1083



SOUTHWESTSOLUTIONSGROUP

business organization systems

www.southwestsolutions.com

Eclipse Powered System Standard Features & Available Options

Standard Features

Safety/Security

- Light-Immune Photo Sweep
- Programmable Carriage Follow Distance
- Core Logic Accommodating up to 3 Safeties per Side


Ease of Use / Productivity

- Programmable Speed
- Simple, Three-Button Control

Reliability

- Sure, Dependable Connections
- Static Discharge Protection
- Fail-Safe Technologies
- Non-Contact Distance Sensors

Eclipse means configurability. Customize your Eclipse Powered System by adding to its standard features just the options you need and will use right now. Then add more options and functionality as your needs evolve.



Light-Immune Photo Sweep



Mechanical Safety Sweep


Available Options

Safety/Security

- Zero Force Sensor Automatic Passive Safety System
- Aisle-Entry Safety Sensor
- Mechanical Safety Sweep
- Building Interface Module (Fire/Sprinkler/Security)
- Environmental Monitoring
- Automatic Brake



Aisle-Entry Safety Sensor



Zero Force Sensor System

Ease of Use / Productivity

- Programmable Auto Moves
- Carriage Lengths up to 81 Feet (24.6 Meters)
- Split Carriages Capability to Maximize Storage
- Auto Reset
- Programmable Aisle
- PowerLink Remote 24/7 Monitoring



PowerLink Remote 24/7 Monitoring



Auto Move Interface

Convenience

- Infrared-Capable Control with Remote User Key
- Works-In-A-Drawer
- "Plug-In-The-Wall" Power



Rechargeable Power Override Unit



Infrared-Capable Control with Remote User Key

Reliability

- Optional Drive & Guidance Systems
- Automatic Battery Back-Up
- Rechargeable Power Override Unit

No one packs more into every storage solution.

A tailored storage system
that meets your unique criteria.

Single-source turnkey project management.

Factory-certified system installation.

A nationwide sales network. Ongoing local
maintenance, service and support.

With over 100,000 installed systems – more than all of our competition combined – Spacesaver leads the industry in customized, high-density mobile storage solutions.

Almost any type of material – regardless of its size, weight or shape – can be stored in Spacesaver Powered Systems. Designed to maximize your storage space, they often more than double storage capacity in the same floor space. They also provide an extraordinary level of quality, as our ISO 9001 certification attests.

We alone have the know-how and resources to develop and perfect the advanced technology that makes a solution such as Eclipse possible.

And that makes power easy. To choose. To use.
To afford. To rely on.