

SOUTHWEST SOLUTIONS GROUP
business organization systems

Structural Steel Mezzanines



STRONG
BUILT TO LAST




- STANDARD
 - CUSTOM
 - ENGINEERED DESIGNS
- Toll Free 1-800-803-1083

www.ssgindustrial.com



SW-Straight





SW-Mid Landing



SW-L




SW-U



Wood CorrDeck



Laminate Wood CorrDeck



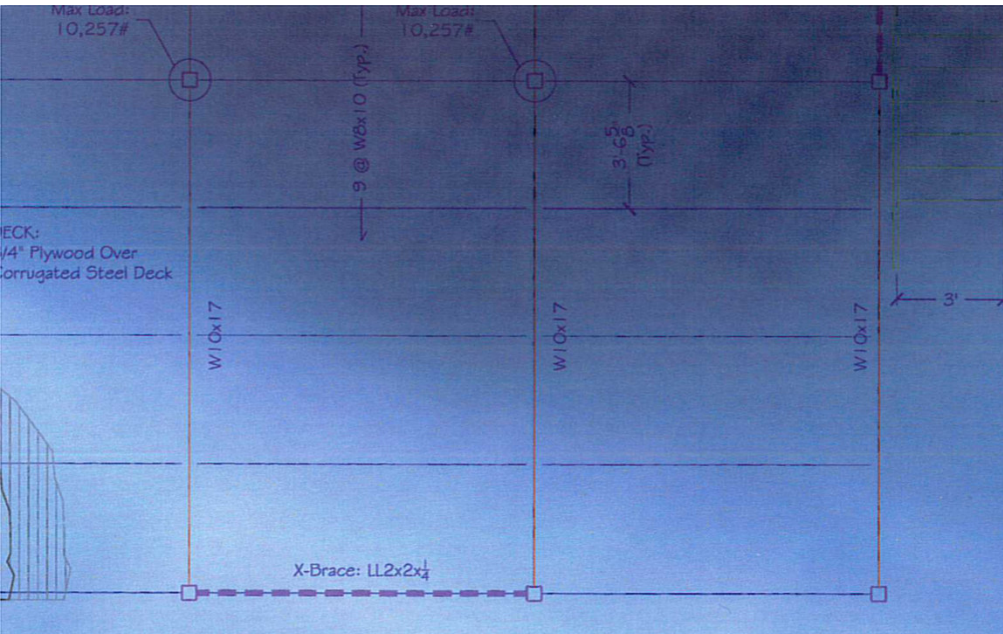
Grating Deck



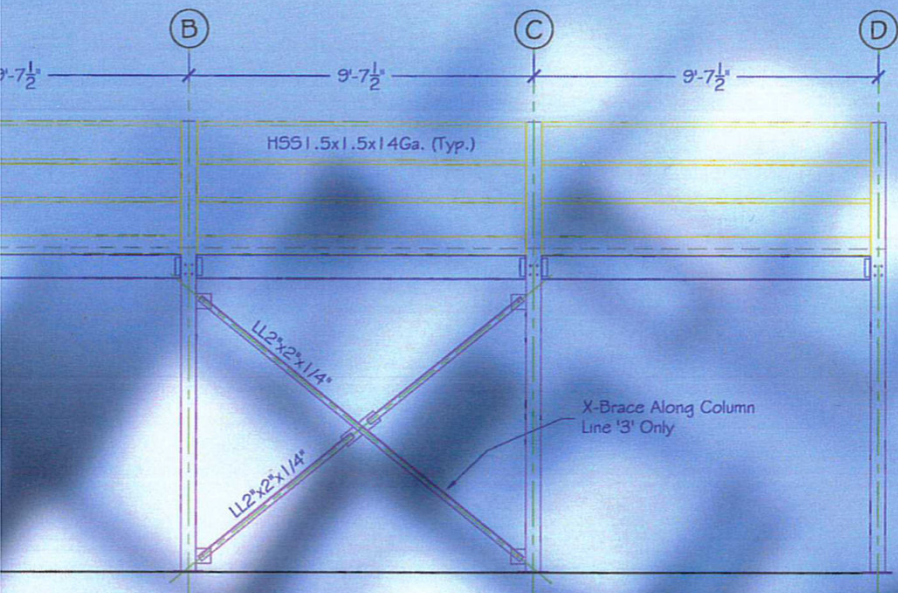
Hinged Gate



Safety Gate



Stair Data	
Top of Deck	9'-0"
Rise Dimension	6 3/4"
Run Dimension	11"
Tread Width	36"
No. of Treads	15
No. of Risers	16
Handrail Height	34"



ELEVATION VIEW
Along Column Line '3'

- Each mezzanine is designed per the IBC 2006, ASCE 7-05, 9th Edition ASD AISC Steel Construction Manual, and OSHA Laws and Regulation
- Design Capacity: 125 lb/ft2 (Live Load)
- Material Specifications:
 - Columns: Structural 5" Sq. Tubes
 - Beams: Structural Wide Flange
- Framing Bolts: ASTM A325 or Better
- Anchor Bolts: 5/8" dia. x 5" LDT
- Guard Rail Specifications:
 - 42" High 3 Rail Design
 - Min. 4" Toe Plates
 - Designed with 1-1/2" Sq. Tube
- Stairway Specifications:
 - Designed from 12ga. Checker Plate
 - Min Run: 11"
 - Max. Rise: 7"
 - 36" Wide Stair Tread
 - Closed Risers
 - Hand Rail Height: 34"
 - Rail Design: Top Rail with 2 Mid Rails


SOUTHWEST SOLUTIONS GROUP
business organization systems
 Toll Free 1-800-803-1083
www.ssgindustrial.com