

**MEDICAL CARTS & CABINETS**  
FOR CLINICAL SETTINGS



● ● ● ● ●  
**SOUTHWEST SOLUTIONS GROUP**  
*business organization systems*

[www.southwestsolutions.com](http://www.southwestsolutions.com)

**Toll Free 1-800-803-1083**

**Harloff Products Are Used Throughout Hospitals in a Wide Range of Clinical Settings, Including:**

1. Emergency crash carts to treat those who have suffered serious and life-threatening physical injury
2. Orthopedic casting-splinting carts for the treatment of strains, sprains and fractures
3. Anesthesia carts used in operating rooms and surgery centers
4. MR-Conditional carts tested for use in 3-Tesla MRI environments
5. Infection control carts and stations that reduce the risk of infection
6. Treatment and procedure carts used for everything from wound care to phlebotomy
7. Medication carts compatible with hospital medication distribution systems
8. Narcotics cabinets that allow medical staff to maintain physical security of controlled substances
9. Wood look carts and cabinets that are hospital grade and aesthetically appealing
10. Medical storage carts and cabinets to strengthen supply chain management



**1. Emergency**



**2. Orthopedic**



**3. Anesthesia**



**4. MRI Suites**



**5. Infection Control**



**6. Treatment**



**7. Medication**



**8. Narcotics**



**9. Wood Look**



# TABLE OF CONTENTS



**Emergency & Critical Care Carts ..... 3-14**



**Orthopedic Casting & Splinting Carts ..... 15-17**



**Anesthesia Carts & Workstations ..... 18-35**



**Magnetic Resonance Conditional Carts ..... 36-39**



**Infection Control Carts & Stations ..... 40-45**



**Treatment & Procedure Carts ..... 46-54**



**Medication Carts ..... 55-62**



**Narcotics & Medicine Cabinets ..... 63-66**



**Wood-Look Carts & Cabinets ..... 67-70**



**Medical Storage & Inventory Solutions ..... 71-75**



**Accessories ..... 77-85**

**Dimensions & Specifications ..... 87-96**

*(Subject to change without notice)*

# EMERGENCY & CRITICAL CARE CARTS



HARLOFF  
IS A MARKET LEADER  
IN STORAGE  
SOLUTIONS DESIGNED  
FOR EMERGENCY DEPARTMENTS,  
ICU CORONARY CARE AND  
URGENT CARE CENTERS



Harloff tailors emergency carts to meet your needs. In addition to the many standard configurations shown, we are well known for our custom capabilities. Whether it's changing carts to custom lock and drawer configurations, creating specialized accessories for unique facility requirements, or designing and building specially-sized carts, just ask our Sales Team for a quote to meet your needs.

## UNIVERSAL LINE

*Lightweight Aluminum, Modern Design, Superior Features*



**A** Grab-and-Go Top Rail/Push Handle



**B** Rounded Corners



**C** Convenient Pull-Out Shelf



**D** Stabilizing Pontoon Bumpers



**E** Sturdy Breakaway Lock Bar



Harloff's Universal Line features lightweight aluminum construction with a modern design at an affordable price. Multiple security systems are available, including breakaway, key lock, mechanical combination and electronic lock with optional audit trail. Three body heights are offered, along with multiple drawer configurations.



# EMERGENCY & CRITICAL CARE CARTS

## UNIVERSAL LINE

*Lightweight Aluminum, Modern Design, Superior Features*



**AL808B5**  
Medium Five Drawer



**AL809B6**  
Tall Six Drawer



**AL810B7**  
Super Seven Drawer

### FEATURES & BENEFITS

- Six standard models in three cabinet heights with a wide variety of drawer configurations.
- Breakaway lock with 100 plastic numbered seals
- Internal pull-out shelf
- Top rail/push handle
- Removable plastic top
- Five inch full swivel casters, one with brake, one directional
- Protective extended pontoon bumpers for stability
- Ball-bearing full extension drawer slides
- Pre-specified drawer configuration
- Available in aluminum or steel
- Powder coat finish – 17 colors available

EMG emergency package upgrade includes:

- D/E oxygen cylinder holder
- Height adjustable IV pole
- Rear-mounted cardiac board
- Two each, utility hooks
- Two each, drawer trays with adjustable dividers



**AL809B6-EMG**

**AL810B7-EMG**

The above carts include EMG Emergency Accessory Package Upgrades

## ELECTRONIC LOCKING

*Keyless Entry, Immediate Access*



**EKC Key Pad**



### **AL809EKC6-EMG**

Universal line, Six Drawer, Specialty Package  
(Shown with additional Breakaway Lock Bar)

### **FEATURES & BENEFITS**

- Electronic access provides greater control over critical supplies, narcotics and medications
- Automatically relocks
- Prevent theft or tampering by unauthorized individuals
- Designed to meet compliance requirements and best practice security standards for crash carts
- Immediate access during emergencies with keypad (EKC Models) or with proximity badge reader (ELP Models)
- Assign access rights for up to 250 users per cart, dual credentialing also available
- Audit trail available for last 1500 events by user, time and date
- Batteries are easily replaced by user
- Delivered mostly assembled



### **41037**

Lock Reader Card Badges  
for Proximity Lock Cart



### **41053**

Lock Reader Tags for  
Proximity Lock Cart



### **41052**

LockView Software and Dongle with RJ-11 Cable  
allows use to interact with electronic lock through  
laptop computer to perform mass programming  
and viewing of audit trail.

## CLASSIC LINE-TALL CABINETS

*Standard Model, High Quality*



**6400**  
Tall Six Drawer



**6403**  
Tall Five Drawer, with bottom compartment, flip-up door, Specialty Package



**6401**  
Tall Six Drawer, Specialty Package

### FEATURES & BENEFITS

- QuickShip applies to 6300Q, 6301Q, 6400Q and 6401Q, red only, in quantities of five or less. Ships within five business days after receipt of order
- Breakaway locking system with 100 plastic numbered seals
- Unibody steel construction (also available in aluminum)
- Removable plastic top
- Top rail/push handle
- Ball-bearing full extension drawer slides
- Full wrap-around vinyl bumper on separate steel frame
- Five inch full swivel casters, one with brake, one directional
- Cart is delivered with wheels installed to reduce set-up time
- Powder coat finish-17 colors available
- Full range of accessories shown at end of catalog



**6411**  
Tall Six Drawer, Super Stat, Specialty Package





## CLASSIC LINE—SHORT CABINETS

*Standard Model, High Quality*



**6300**  
Short Four Drawer



**6330**  
Short Five Drawer



**6301**  
Short Four Drawer,  
Specialty Package

Specialty Package for 6301, 6331, 6401 and 6403 includes:

- IV pole
- Drop shelf
- Four each, utility hooks
- Cardiac board
- Oxygen tank holder
- Three each, six compartment trays
- Three each, seven compartment trays

Specialty Package for 6411 includes above items plus:

- Three each, utility hooks
- Hospital grade six-socket outlet strip with 15 foot cord and cord wrap
- Stainless steel defibrillator shelf
- Suction unit shelf
- Chart holder
- Locking sharps container (five qt.), and glove box holder
- Two each, large utility baskets
- One each, small utility basket
- Two each, six compartment drawer trays (fit three per drawer)
- One each, seven compartment drawer tray (fit three per drawer)
- Two each, three inch drawer trays with adjustable dividers (fit two per drawer)
- Four each, six inch drawer trays with adjustable dividers (fit two per drawer)



**6331**  
Short Five Drawer, Specialty Package

## CLASSIC LINE PEDIATRIC RESUSCITATION CARTS

*Standard Model, High Quality*



**6400PEC**  
Nine Drawer



**6401PEC**  
Nine Drawer, Specialty Package

### FEATURES & BENEFITS

- Harloff addresses the special challenges of treating pediatric patients with a standard product featuring color-coded drawers for size specific equipment
- Children vary in size, requiring different sizes of emergency supplies. Harloff's pediatric emergency carts have nine drawers to store the multiple sizes of supplies to bridge this gap
- After the child is measured, the right sized equipment is selected from the appropriate drawer
- Each drawer features its own breakaway lock which ensures immediate access to critical supplies and easier restocking
- Cart is designed to be compatible with popular pediatric color coding system. Includes painted drawer identifiers

#### Specialty Package for ncludes:

- IV pole
- Oxygen tank holder
- Drop shelf
- Four each, utility hooks
- Cardiac board



Separated Breakaway Locks

## V-SERIES

*Economical Value, Broad Application*



**V24-4B**  
Short Four Drawer



**V30-6B**  
Tall Six Drawer



**V24-4EMG**  
Short Four Drawer, Specialty Package



**V30-6EMG**  
Tall Six Drawer, Specialty Package

### FEATURES & BENEFITS

- QuickShip applies to V30-6BQ, V30-6EMGQ, V24-4BQ and V24-4EMGQ, red only, in quantities of 5 or less. Ships within 5 business days after receipt of order
- Breakaway locking system with 100 plastic numbered seals
- Ball-bearing full extension drawer slides
- Five inch full swivel casters, two with brake
- Stabilizing bumper frame with extended front casters and four corner bumpers
- Cart is delivered with wheels installed to reduce set-up time
- Powder coat finish – 17 colors available
- V-Series specific accessories shown at end of catalog
- V-Series accessories are customer installed

#### Specialty Package includes:

- IV pole
- Cardiac board
- Oxygen tank holder
- Powder coated steel top rail/push handle
- Drop shelf

#### EMG2 Package Available, includes accessories above plus:

- Plastic top
- Three each, six compartment trays
- Three each, seven compartment trays



## GENERAL PURPOSE LINE

*Narrower Cabinet for Limited Space*



**6140**  
Six Drawer



**6130**  
Five Drawer



**6145**  
Four Drawer

### FEATURES & BENEFITS

- Side rail/push handle (**6140, 6130, 6140, 6145**)
- Narrower cabinet for limited space
- Breakaway locking system with 100 plastic numbered seals
- Unibody steel construction
- Ball-bearing full extension drawer slides
- Full wrap-around vinyl bumper on separate steel frame
- Five inch full swivel casters, one with brake, one directional
- Cart is delivered with wheels installed to reduce set-up time
- Powder coat finish – 17 colors available
- GP-Line accessories, such as drawer trays, are unique to this product line and are shown at end of catalog

#### Specialty Package includes:

- Top rail/push handles
- Plastic top



**6161**  
Three Drawer with Storage  
Compartment, Specialty Package

## MINI LINE

*Compact Design, Small Footprint*



**3145B**  
Short Five Drawer



**3156B**  
Tall Six Drawer



**3145B-EMG**  
Short Five Drawer,  
Specialty Package



**3156B-EMG**  
Tall Six Drawer,  
Specialty Package

### FEATURES & BENEFITS

- Narrow design with reduced footprint
- Suitable for hospitals, clinics and doctor offices with both space and budget constraints
- Compact space-saver design makes cart ideal for rooms where space is limited
- Two cabinet heights - with vertical drawer space of 24 inches or 30 inches
- All steel construction
- Breakaway locking system with 100 plastic numbered seals
- Removable plastic top
- Ball-bearing full extension drawer slides
- Three inch stem casters, all full swivel, two with brake
- Bumper and five inch casters available, see our 3200 Series
- Specific accessories and drawer organizers shown at end of catalog
- Powder coat finish-17 colors available

Specialty Package includes:

- IV pole
- Oxygen tank holder
- Cardiac board
- Aluminum push handle/side rail



Bumper and five inch casters available,  
see our 3200 Series



**3256B-EMG**  
Tall Six Drawer,  
Specialty Package

# EMERGENCY & CRITICAL CARE CARTS

## MR-CONDITIONAL CARTS

*Can be used in 3-Tesla MRI environments*



**MRN6B**  
Six Drawer, Narrow



**MRN6B-EMG**  
Six Drawer, Narrow,  
Specialty Package



**MR7B-EMG**  
Seven Drawer, Specialty Package

## FEATURES & BENEFITS

- Harloff's MRI Carts are tested MR Conditional by ASTM Standard, and can be used in 3-Tesla MRI Environments
- These carts are built of non-ferrous aluminum, plastic and stainless steel for safe daily use in highly magnetic environments up to spatial gradient magnetic field of 720-Gauss/CM or less
- Two cabinet sizes available, narrow and standard

### Specialty Package includes:

- IV pole
- Oxygen tank holder
- Four each, utility hooks
- Cardiac board
- Two each, full drawer trays with adjustable dividers



**MR6B**  
Six Drawer



## COMMON ACCESSORIES FOR EMERGENCY (FOR COMPLETE LIST SEE PAGES 77-85)



3" Drawer Tray with Fixed Dividers  
(matrix #1 with 33 fixed compartments)  
**680520** - compatible with Classic Line,  
Universal Line and V-Series



3" Drawer Tray with Adjustable Dividers  
**68530-P1** - compatible with Classic  
Line, Universal Line and V-Series  
**68630-P1** - compatible with GP-Line  
**68620-P1** - compatible with Mini-Line



6" Exchange Tray with Adjustable Dividers  
**681502** - compatible with Classic Line,  
Universal Line and V-Series  
(fits two per drawer)



9" and 12" Drawer Divider Set  
(3 long and 2 short)  
**680503** - compatible with Classic Line,  
Universal Line and V-Series  
**680502-MINI2** - compatible with Mini-Line



Locking Narcotics Drawer  
(full locking lid in 3" drawer)  
**68143** - compatible with Classic Line  
**UL-DRW3NARC-FULL** - compatible with  
Universal Line



Cardiac Board  
**680406** - compatible with Classic Line,  
GP-Line  
**UL-CARDBRD** - compatible with  
Universal Line  
**MINI-CARDBRD** - compatible with  
Mini-Line  
**VS-CARDBRD** - compatible with  
V-Series



IV Pole, 2 Prong  
**680401** - compatible with Classic Line,  
GP-Line, and Mini-Line  
**UL-IV2** - compatible with  
Universal Line  
**VS-IV2** - compatible with  
V-Series



Oxygen Tank Bracket for  
D/E Cylinders (painted aluminum)  
**AL680403** - compatible with  
Classic Line, GP-Line, Mini-Line  
**UL-AL02** - compatible with  
Universal Line  
**VS-AL02** - compatible with V-Series



Defibrillator Shelf, Stainless Steel, Inside  
Dimensions: 12" x 20"  
**680321** - compatible with Classic Line,  
GP Line  
**UL-DEFIB** - compatible with Universal Line



Side Mounted Drop Shelf (without lip)  
**680300** - compatible with Classic Line,  
Mini-Line and GP-Line  
**VS-DRPSHELF** - compatible with  
V-Series



Aluminum Glove Box Holder, Single,  
Mounts directly to cart body  
**AL2362** - compatible with Classic Line,  
GP Line, Mini-Line, Universal Line  
**VS-GLVBOX** - compatible with  
V-Series



Utility Basket with Mounting Brackets  
**680447** - compatible with Classic  
Line, GP Line, Mini-Line, Universal  
Line



Suction Unit Holder with Corner Bumpers  
**680305** - compatible with Classic Line,  
GP Line, Mini-Line, Universal Line



Electrical Outlet Strip, Hospital Grade, 6  
Socket, 15' Cord (with cord wrap)  
**680404** - compatible with Classic Line,  
GP Line, Mini-Line  
**UL-OUTLET** - compatible with Universal Line




Bemis® Locking Sharps Container Holder,  
Includes 5 qt. Sharps Container  
**684810** - compatible with Classic Line,  
GP Line, Mini-Line, Universal Line



Bemis® Plastic Waste Container,  
3 gal., with Mounting Bracket  
**684801** - compatible with Classic  
Line, GP Line, Mini-Line,  
Universal Line  
**VS-3GWASTE** - compatible with  
V-Series

# ORTHOPEDIC CASTING & SPLINTING CARTS



"AFTER SEVERAL MONTHS OF USING HARLOFF'S CASTING/SPLINTING SUPPLY CART IN MY MEDICAL PRACTICE, I CANNOT COME UP WITH MUCH TO IMPROVE IT. IT REALLY IS A GREAT PRODUCT."

DR. DAVID SKAGGS  
ASSOCIATE PROFESSOR  
ORTHOPEDIC SURGERY  
LOS ANGELES CHILDREN'S HOSPITAL



Harloff's Orthopedic Casting-Splinting Supply Cart is designed for use in emergency departments, urgent care centers, ambulatory surgery centers and hospital based orthopedic surgery services.



## STAINLESS STEEL

*Turns Any Room Into a Casting Area*



**6025**  
Eight Drawer,  
Deluxe Accessory Package



**6020**  
Eight Drawer



**6025M-TC**  
Eight Drawer, Mechanical  
Combination Push-Button Lock,  
Deluxe Accessory Package and  
Top Compartment

## FEATURES & BENEFITS

- All cast carts available with three different lock types: breakaway, key-locking, mechanical combination push-button.
- Full wrap-around vinyl bumper on separate stainless steel base
- Five inch full swivel casters, one with brake, one directional
- Ball-bearing full-extension drawer slides
- Cart is delivered with wheels installed to reduce set-up time
- Designed in conjunction with orthopedic technicians to maximize functionality
- All Cast Carts Include:
  - Stainless steel bucket holder with vinyl mat
  - Aluminum towel bar
  - 24 inch stainless steel ruler on top of cart
  - Internal drawer dividers arrange multiple sizes of casting supplies
- Stainless Steel construction allows for more aggressive cleaning of spilled casting materials (**6025, 6020**)

### Deluxe Accessory Package includes:

- Stainless steel folding side shelf
- Stainless steel side storage cabinet
- Swivel tourniquet/pump pole
- Scissors cable (scissors not included)



Casting Instruments - Top Drawer



Orthopedic Soft Goods - 3" Drawers



Plaster of Paris Bandages - 6" Drawer



# ORTHOPEDIC CASTING & SPLINTING CARTS

## PAINTED STEEL

*Turns Any Room Into a Casting Area*



**6030**  
Eight Drawer



**6035**  
Eight Drawer,  
Deluxe Accessory Package



**602002** Stainless Steel Side  
Storage Cabinet



**602001** Stainless Steel  
Folding Shelf



**602106** Top Compartment for  
3M® and BSN splinting supplies



**602007** Tourniquet  
Pump Pole

## FEATURES & BENEFITS

- Sturdy steel construction with durable powder coat finish
- Full wrap-around vinyl bumper on separate steel base
- Five inch full swivel casters, one with brake, one directional
- Ball-bearing full-extension drawer slides
- All Cast Carts Include:
  - Stainless steel bucket holder with vinyl mat
  - Aluminum towel bar
  - 24 inch stainless steel ruler on top of cart
  - Internal drawer dividers arrange multiple sizes of casting supplies
- Cart is delivered with wheels installed to reduce set-up time
- Designed in conjunction with orthopedic technicians to maximize functionality



**602004** Scissors Cable  
(Scissors not included)

All cast carts can be upgraded to three different lock types: breakaway, key locking, or mechanical combination pushbutton. Part numbers vary by lock, with 'B' added for break-away, 'K' added for key lock, and 'M' added for mechanical combination.

# ANESTHESIA CARTS & WORKSTATIONS



THE CHANCES OF A HEALTHY PATIENT  
SUFFERING AN INTRAOPERATIVE DEATH  
ATTRIBUTABLE TO ANESTHESIA  
IS LESS THAN 1 IN 200,000  
WHEN AN ANESTHESIOLOGIST IS  
INVOLVED IN PATIENT CARE.

Harloff manufactures medical equipment used in surgical workplaces that promote improvements in operating room utilization and efficiency.



# ANESTHESIA CARTS & WORKSTATIONS

## UNIVERSAL LINE

*Lightweight Aluminum, Modern Design, Superior Features*



**A** Grab-and-Go Top Rail/Push Handle



**B** Pull-Out Shelf



**C** Available in Key, Mechanical Combination or Electronic Lock



**D** Rounded Corners



**E** Stabilizing Pontoon Bumpers



Harloff's Universal Line features modern design at an affordable price. Multiple security systems are available, including breakaway, key lock, mechanical combination and electronic lock with audit trail. All aluminum body and drawers are lightweight, do not corrode or rust and are built to last.



## UNIVERSAL LINE - TALL CABINETS

*Lightweight Aluminum, Modern Design, Superior Features*



**AL809K6**  
Tall Six Drawer



**AL809M6**  
Tall Six Drawer, Keyless Entry



**AL809M6-ANS**  
Tall Six Drawer, Keyless Entry with ANS Package

### FEATURES & BENEFITS

- Six standard models in three cabinet heights and multiple standard accessory packages.
- Selection of key, mechanical combination, or electronic lock
- Internal pull-out shelf
- Top rail/push handle
- Removable plastic top
- Ball-bearing full extension drawer slides
- Protective extended pontoon bumpers for stability
- Five inch full swivel casters, one with brake, one directional
- Pre-specified drawer configuration



#### ANS anesthesia package upgrade includes:

- Three tier back rail system
- Four each, side mount rails
- Six socket hospital grade electrical outlet with 15 foot cord and cord wrap.

#### ANS2 deluxe anesthesia package upgrade includes all ANS package items plus:

- Six compartment tilt bin
- Label holder
- Catheter box
- Three gallon sharps container
- Three gallon waste container
- Three inch full drawer tray with dividers
- Two each, six inch exchange trays
- Nine inch drawer divider set

## UNIVERSAL LINE - MEDIUM CABINETS

*Lightweight Aluminum, Modern Design, Superior Features*



**AL808K5**  
Medium Five Drawer



**AL808M5**  
Medium Five Drawer,  
Keyless Entry

### FEATURES & BENEFITS

- Six standard models in three cabinet heights and multiple standard accessory packages.
- Selection of key, mechanical combination, or electronic lock
- Internal pull-out shelf
- Top rail/push handle
- Removable plastic top
- Protective extended pontoon bumpers for stability
- Five inch full swivel casters, one with brake, one directional
- Ball-bearing full extension drawer slides
- Pre-specified drawer configuration



**AL808M5-ANS**  
Medium Five Drawer, Keyless Entry with ANS Package



**AL808K4**  
Medium Four Drawer

## UNIVERSAL LINE – SUPER CABINETS

*Lightweight Aluminum, Modern Design, Superior Features*



**AL810M7**  
Super Seven Drawer,  
Keyless Entry



**AL810K7**  
Super Seven Drawer



**AL810M7-ANS**  
Super Seven Drawer, Keyless Entry with ANS Package



ANS anesthesia package upgrade includes:

- Three tier back rail system
- Four each, side mount rails
- Six socket hospital grade electrical outlet with 15 foot cord and cord wrap.

ANS2 deluxe anesthesia package upgrade includes all ANS package items plus:

- Six compartment tilt bin
- Label holder
- Catheter box
- Three gallon sharps container
- Three gallon waste container
- Three inch full drawer tray with dividers
- Two each, six inch exchange trays
- Nine inch drawer divider set



## ELECTRONIC LOCKING

Keyless Entry, Audit Trail



**AL809EKC6**  
Universal Line, Six Drawer



**AL3255EKC**  
Mini Line, Five Drawer



**AL809EKC6-ANS**  
Universal Line, Six Drawer  
with ANS Package

### FEATURES & BENEFITS

- Electronic access provides greater control over critical supplies, narcotics and medications
- Automatically relocks
- Key lock over-ride for emergency access
- Prevent theft or tampering by unauthorized individuals
- Designed to meet compliance requirements and best practice security standards
- Immediate access with keypad (EKC Models) or with proximity badge reader (ELP Models)
- Assign access rights for up to 250 users per cart, dual credentialing also available
- Audit available trail for last 1500 events by user, time and date
- Battery operated with an LED low battery indicator



**EKC Key Pad**



**41052**  
LockView Software and Dongle with RJ-11  
Cable allows use to interact with electronic  
lock through laptop computer to perform  
mass programming and viewing of audit trail.

## CLASSIC LINE-TALL CABINETS

*High Quality, Standard Model*



**6451**  
Six Drawer, Specialty Package



**6450**  
Six Drawer



**7450**  
Six Drawer, Keyless Entry



**7451**  
Six Drawer, Keyless Entry,  
Specialty Package

### FEATURES & BENEFITS

- QuickShip applies to 6450Q, beige only, in quantities of five or less. Ships within five business days after receipt of order
- Key lock with two keys (**6451, 6450**)
- Mechanical combination push-button lock is equipped with a key lock over-ride. (**7450, 7451**)
- Unibody steel construction
- Removable plastic top
- Two each, aluminum push handle/side rail (**6450, 7450**)
- Ball-bearing full extension drawer slides
- Full wrap-around vinyl bumper on separate steel frame
- Five inch full swivel casters, one with brake, one directional
- Cart is delivered with wheels installed to reduce set-up time
- Powder coat finish – 17 colors available
- Full range of accessories and drawer organizers shown at end of catalog

#### Specialty Package includes:

- Raised back rail system with two horizontal rails
- Four each, aluminum push handle/side rails

## CLASSIC LINE-SHORT CABINETS

High Quality, Standard Model



**6351**  
Four Drawer,  
Specialty Package



**6350**  
Four Drawer



**7351**  
Four Drawer, Keyless Entry,  
Specialty Package

### FEATURES & BENEFITS

- QuickShip applies to 6350Q, beige only, in quantities of 5 or less. Ships within five business days after receipt of order
- Unibody steel construction
- Key lock with two keys (**6350, 6351**)
- Mechanical combination push-button lock is equipped with a key lock over-ride. (**7351, 7350**)
- Removable plastic top
- Two each, aluminum push handle/side rails (**6350, 7350**)
- Ball-bearing full extension drawer slides
- Full wrap-around vinyl bumper on separate steel frame
- Five inch full swivel casters, one with brake, one directional
- Cart is delivered with wheels installed; some accessories require user installation
- Powder coat finish-17 colors available
- Full range of accessories and drawer organizers shown at end of catalog

#### Specialty Package includes:

- Raised back rail system with two horizontal rails
- Four each, aluminum push handle/side rails



**7350**  
Four Drawer, Keyless Entry



## CLASSIC LINE-TALL WORKSTATIONS

*Ultimate Storage and Organization Solution*



**7456**  
Six Drawer, Keyless Entry, Deluxe Package



**6456**  
Six Drawer, with  
Deluxe Package



**6611**  
Eight Drawer,  
Specialty Package



**6610**  
Eight Drawer

### FEATURES & BENEFITS

- Mechanical combination pushbutton lock eliminates the need for keys yet includes key lock over-ride for emergency access (7456)
- Key lock with two keys (6456)
- Unibody steel construction
- Removable plastic top
- Ball-bearing full extension drawer slides
- Full wrap-around vinyl bumper on separate steel frame
- Five inch full swivel casters, one with brake, one directional
- Cart is delivered with wheels installed to reduce set-up time
- Powder coat finish—17 colors available
- Full range of accessories and drawer organizers shown at end of catalog

#### Deluxe accessory package includes:

- Raised back rail system with two horizontal rails
- Four each, aluminum push handle/side rails
- Two each, three inch exchange trays
- Two each, six inch exchange trays
- Hospital grade six socket electrical outlet with 15 foot cord and cord wrap
- Tilt bin, with six compartments
- Tape and label dispenser
- Sharps and waste containers
- Catheter box
- Utility box
- Large utility basket
- Adjustable drawer divider set for 12 inch drawer

## CLASSIC LINE-MONITOR CARTS

*High Quality, Standard Model*



**6650**  
Six Drawer, with Short Overhead Shelves



**6651**  
Six Drawer, with Tall Overhead Adjustable Shelves

### FEATURES & BENEFITS

- Short overhead shelf system with two shelves (**6650**)
- Tall overhead shelf system with two shelves offering multiple shelf mounting locations (**6651**)
- Key lock with two keys
- Full wrap-around vinyl bumper on extended width steel frame
- Five inch full swivel casters, one with brake, one directional
- Removable plastic top
- Aluminum push handle/side rail
- Hospital grade six socket electrical outlet with 15 foot cord and cord wrap (**6651**)
- Ball-bearing full extension drawer slides
- Cart is delivered with wheels installed to reduce set-up time
- Full range of accessories and drawer organizers shown at end of catalog
- Unibody steel construction
- Powder coat finish – 17 colors available
- Extended bumper provides greater stability when shelves are loaded
- Cabinet and drawer design allows for customized drawer configurations
- Drawers are double-walled with no sharp edges



**680319** – Overhead Shelf  
(equipment not included)

## CLASSIC LINE-DIFFICULT AIRWAY CARTS

*Be Prepared for the Next Intubation Procedure*



**680350**—Scope Cabinet Included



**6457**  
Six Drawer, with Key Lock, Specialty Package

### FEATURES & BENEFITS

- Stainless steel overhead shelf with velcro strap and adjustable back rail for accessories
- Locking scope cabinet, holds four scopes
- Unibody steel construction
- Removable plastic top
- Key lock with two keys
- Hospital grade six socket electrical outlet with 15 foot cord and cord wrap
- Oxygen tank holder
- Ball-bearing full extension drawer slides
- Five inch full swivel casters, one with brake, one directional
- Powder coat finish—17 colors available
- Extended bumper provides greater stability and encloses cabinet and oxygen tank
- Cart is delivered with wheels installed to reduce set-up time



**68032**—Stainless Steel Adjustable Shelf with Velcro Strap and Vinyl Mat Included



## CLASSIC LINE-MALIGNANT HYPERTHERMIA CARTS

### Hospital Grade Refrigeration



**6640**  
Standard Package



**6641**  
Specialty Package

### FEATURES & BENEFITS

- Portable and economic solution for storage and transport of cooled glycol packs, cold saline IV solutions, and dantrolene (Dantrium) used to stabilize Malignant Hyperthermia.
- Cart can hold critical MH emergency supplies at the proper temperature in close proximity to areas where they are most likely needed.
- Breakaway locks show cart is stocked and allows for immediate access
- Compact refrigerator-freezer with front lock
- Internal fan for even temperature distribution
- Hospital grade plug and cord
- Cart ships with wheels assembled, so the cart does not need to be inverted to install the wheels, thereby protecting the refrigeration components

#### Specialty Package includes:

- IV Pole
- Full drawer tray organizer
- Side mounted drop shelf
- Top rail/push handle

## MINI LINE

*Compact Design, Small Footprint*



**3156K**  
Tall Six Drawer



**3145M**  
Short Five Drawer, Keyless Entry



**3156M-ANS**  
Tall Six Drawer, Keyless Entry,  
Specialty Package

## FEATURES & BENEFITS

- Narrow design with reduced footprint
- Suitable for hospitals, clinics and doctor offices with both space and budget constraints
- Two cabinet heights - with vertical drawer space of 24 inch (short) or 30 inch (tall)
- Available with key lock or keyless entry
- Steel construction
- Removable plastic top
- Ball-bearing full extension drawer slides
- Three inch full swivel stem casters, two with brake
- Powder coat finish—17 colors available
- Bumper and five inch casters available, see our 3200 Series

### Specialty Package includes:

- Raised back rail system with two horizontal rails
- Two each, aluminum push handle/side rails
- Tilt bin, with six compartments



**3245K-ANS**  
Short Five Drawer, Specialty Package



Bumper and five inch casters available, see our 3200 Series

## MINI LINE

*Lightweight Aluminum, Compact Design*



**AL3245K**  
Short Five Drawer



**AL3256K**  
Tall Six Drawer



**AL3255EKC**  
Tall Five Drawer, Electronic Lock

## FEATURES & BENEFITS

- Lightweight aluminum construction
- Narrow design with reduced footprint
- Suitable for hospitals, clinics and doctor offices with both space and budget constraints
- Two cabinet heights - with vertical drawer space of 24 inch (short) or 30 inch (tall)
- Available with key lock or keyless entry
- Removable plastic top
- Ball-bearing full extension drawer slides
- New bumper system extends wheel base and stabilizes carts
- Five inch full swivel casters, one with brake, one directional
- Powder coat finish - 17 colors available

### Specialty Package includes:

- Raised back rail system with two horizontal rails
- Two each, aluminum push handle/side rails
- Tilt bin, with six compartments



**AL3256M-ANS**  
Tall Six Drawer, Keyless Entry,  
Specialty Package



## START CART

*Reduce the Risk of Needle Sticks*



### FEATURES & BENEFITS

- Harloff's Start Cart was designed in conjunction with Children's Hospital, Boston to reduce the risk of needle sticks, while at the same time improving the efficiency of the IV or epidural procedure
- Clinicians no longer have to go back and forth to get supplies from a distant supply cart
- No longer use the patient's bed, stretcher or surgical operating room table as a work surface or trash can
- No longer risk leaving exposed needles on the patient's bed that may cause injury to the doctor, nurse, medical technician, or housekeeper
- Articulating arm allows clinician to work from sitting or standing position
- Two work surfaces
- Adjustable push handle in one inch increments
- Soft grip handles for moving cart from sitting position
- Three gallon sharps and waste containers make it easy to dispose of supplies
- 16 inch full extension drawer slides
- Keyless Drawer Retention Lock aka Toggle Latch (can be upgraded to key lock)
- Ballasted for stability and lower center of gravity
- Premium five inch casters make it easy to roll around the OR and patient rooms



**3123**  
Four Drawer



Illustration of supplies used to start IV

## MR-CONDITIONAL CARTS

*For Use in 3-Tesla MRI Environments*



**MRN6K**  
Six Drawer, Narrow Body



**MR6K-MAN**  
Six Drawer, Standard Cabinet,  
Specialty Package

### FEATURES & BENEFITS

- Available in narrow space saving design or original full size
- Cart addresses needs of hospitals and imaging centers that perform an increased variety of procedures in MRI suites
- Provides transportation for MR Safe anesthesia machines and equipment
- Cart is tested safe for use in both 1.5 and 3.0 Tesla magnetic resonance environments (reports are available upon request)
- Glossy white cabinet and MRI decals identify cart as belonging in MRI suites
- Non-magnetic aluminum construction
- Contemporary design with rounded corners
- Specially sourced, low ferrous, ball-bearing full extension drawer slides
- BEST® brand key lock with two keys
- Full wrap-around vinyl bumper
- Five inch MR-Conditional full swivel casters, one with brake, one directional
- Stainless steel pull-out side shelf on right side of cart
- Replaceable plastic top with integrated push handles
- Specific MR compatible accessories and drawer organizers shown at end of catalog
- Powder coat finish – 17 colors available
- Cart is delivered with wheels installed to reduce set-up time

#### Specialty Package includes:

- Raised back rail system
- Four each, side rails
- Two each, full size drawer trays with dividers

## WIDE WORKSTATIONS

*Extra Wide for Bronchoscopy and Endoscopy Applications*



**SL6KW**  
Six Drawer, Extra Wide  
Anesthesia Workstation,  
with BEST® Key Lock



**AL7KW**  
Seven Drawer, Extra Wide  
Anesthesia Workstation,  
with BEST® Key Lock

### FEATURES & BENEFITS

- Extra wide cart for your special storage needs – ideal for bronchoscopy, endoscopy, and other surgical applications.
- Extra wide drawers – 4.6 inch wider than Classic Line Anesthesia Carts: 27.6" wide x 17.1" deep x drawer heights
- Available in aluminum or steel
- Contemporary design with rounded corners
- Pull-out side shelf on right side of cart
- BEST® Key Lock with two keys
- Full wrap-around vinyl bumper
- Five inch full swivel casters, one with brake, one directional
- Replaceable plastic top with integrated push handles
- Ball-bearing full extension drawer slides
- Cart is delivered with wheels installed; accessories require user installation
- Specific accessories and drawer organizers shown at end of catalog
- Powder coat finish – 17 colors available
- Top drawer is four inches high for oversized items
- Integrated pull handle on drawers
- Superior lock (BEST®) for high utility/heavy use



Extra wide drawers for your special storage needs



# ANESTHESIA CARTS & WORKSTATIONS

## COMMON ACCESSORIES FOR ANESTHESIA (FOR COMPLETE LIST SEE PAGES 77-85)



Raised Back Rail System, 2-Tier, 24" Rails  
**68163** – compatible with Classic Line  
**UL-RBR2** – compatible with Universal Line  
**MR-RBR2** – compatible with MRI Conditional carts



Raised Back Rail System, 3-Tier, 24" Rails  
**68157** – compatible with Classic Line  
**UL-RBR3** – compatible with Universal Line  
**MR-RBR3** – compatible with MRI conditional carts



Raised Back Rail System, 2-Tier, 18" Rails  
**MINI-RBR** – compatible with Mini-Line



Tape and Label Dispenser  
 Dimensions: 3.5"H x 9.5" W x 4.6" D  
**680415** – compatible with any accessory rails



Large Utility Basket  
 Dimensions: 5.25" H x 10" W x 7.5" D  
**680447** – with Mounting Brackets for Direct Mount  
**680407** – with Rail Clips for Accessory Rails (compatible with all cart lines)



Catheter Boxes with Two Compartments and Rail Clips for Accessory Rails  
**680413** – 18" H x 6" W x 5.5" D  
**680434** – 36" H x 6" W x 5.5" D (compatible with all cart lines)



Short Overhead Shelf System  
 Includes Set of Shelf Supports and Two 14" Monitor Shelves  
**680319** – compatible with Classic Line  
**UL-OVERHDSHRT** – compatible with Universal Line



Tall Overhead Shelf System  
 Includes Set of Tall Shelf Supports with Multiple Mounting Locations and Two 14" Monitor Shelves  
**680320** – compatible with Classic Line  
**UL-OVERHDTL** – compatible with Universal Line



Stainless Steel Adjustable Overhead Shelf  
 Includes Adjustable Accessory Rail, Vinyl Mat and Velcro Strapping  
**68032** – compatible with Classic Line



Tilt Bin, 4-Compartments, with Rail Clips  
**683803** – compatible with any accessory rails



Tilt Bin, 5-Compartments, with Rail Clips  
**683804** – compatible with any accessory rails



Tilt Bin, 6-Compartments, with Rail Clips  
**683805** – compatible with any accessory rails



Full Drawer Tray with Fixed Dividers, for 3" Drawers  
**680520** - Matrix # 1 with 33 Fixed Compartments, compatible with Classic Line, Universal Line, and V-Series



Full Drawer Tray with Fixed Dividers for 3" Drawers  
**680521**- Matrix # 2 with 19 Fixed Compartments, compatible with Classic Line, Universal Line, and V-Series



Full Drawer Tray with Adjustable Dividers for 3" Drawers  
**68620-P1** – compatible with Mini Line



Full Drawer Tray with Adjustable Dividers for 3" Drawers  
**68530-P1** – compatible with Classic Line, Universal Line, and V-Series

# MR-CONDITIONAL CARTS



Harloff's MR-Conditional Carts are built primarily of non-ferrous aluminum, plastic, and stainless steel for safe daily use in highly magnetic environments.

Now Harloff offers two cabinet sizes — Standard and Narrow Body.

With packages for Anesthesia and Emergency requirements, multiple drawer configurations, and extra MR-Conditional accessories, Harloff is the right choice for storage, security and delivery needs in the Magnetic Resonance Imaging Suite.

# MR-CONDITIONAL CARTS

## EMERGENCY MR-CONDITIONAL CARTS

*Safe and Highly Efficient*



**MR6B**  
Six Drawer, Standard Cabinet



**MR7B**  
Seven Drawer, Standard Cabinet



**MRN6B**  
Six Drawer, Narrow Body



**MRN7B**  
Seven Drawer, Narrow Body



**MR6B-EMG**  
Six Drawer, Standard Cabinet,  
Specialty Package

## FEATURES & BENEFITS

- Non-magnetic aluminum construction
- Contemporary design with rounded corners
- Specially sourced, low ferrous, ball-bearing full extension drawer slides
- Stainless steel breakaway locking system
- Full wrap-around vinyl bumper
- Five inch MR Conditional full swivel casters, one with brake, one directional
- Stainless steel pull-out side shelf on right side of cart
- Replaceable plastic top with integrated push handles
- Specific MR compatible accessories and drawer organizers shown at end of catalog
- Powder coat finish – 17 colors available
- Pre-threaded holes for easy MR compatible accessory installation
- Cart addresses needs of hospitals and imaging centers that perform an increased variety of procedures in MRI suites
- Provides safe mobile storage of MR approved emergency supplies
- Cart is tested safe for use in both 1.5 and 3.0 Tesla magnetic resonance environments (reports are available upon request)
- Durable aluminum construction resists organic contamination, will not rust, and is easily cleaned
- Glossy white cabinet and MRI decal identifies cart as belonging in MRI suites

### Specialty Package includes:

- IV pole
- Cardiac board
- Oxygen tank holder
- Two each, full drawer trays with adjustable dividers
- Four each, utility hooks



**MRN6B-EMG**  
Six Drawer, Narrow Body  
Specialty Package



## ANESTHESIA MR-CONDITIONAL CARTS

*Safe and Highly Efficient*



**MR6K**  
Six Drawer, Standard Cabinet



**MR7K**  
Seven Drawer, Standard Cabinet



**MRN6K**  
Six Drawer, Narrow Body



**MRN7K**  
Six Drawer, Narrow Body



**MR6K-MAN**  
Six Drawer,  
Standard Cabinet,  
Specialty Package



**MRN6K-MAN**  
Six Drawer, Narrow Body,  
Specialty Package

### FEATURES & BENEFITS

- Non-magnetic aluminum construction
- Contemporary design with rounded corners
- Specially sourced, low ferrous, ball-bearing full extension drawer slides
- BEST® brand key lock with two keys
- Full wrap-around vinyl bumper
- Five inch MR Conditional full swivel casters, one with brake, one directional
- Stainless steel pull-out side shelf on right side of cart, Standard Cabinet only
- Replaceable plastic top with integrated push handles
- Specific MR compatible accessories and drawer organizers shown at end of catalog
- Powder coat finish – 17 colors available
- Pre-threaded holes for easy MR compatible accessory installation
- Cart addresses needs of hospitals and imaging centers that perform an increased variety of procedures in MRI suites
- Provides transportation for MR Safe anesthesia machines and equipment
- Cart is tested safe for use in both 1.5 and 3.0 Tesla magnetic resonance environments (reports are available upon request)
- Durable aluminum construction resists organic contamination, will not rust, and is easily cleaned
- Glossy white cabinet and MRI decal identifies cart as belonging in MRI suites
- Cart is delivered with wheels installed; accessories require user installation

#### Specialty Package includes:

- Raised back rail system
- Two each, full drawer trays with adjustable dividers
- Four each, side rail/push handles

# MR-CONDITIONAL CARTS

## COMMON ACCESSORIES FOR MRI (FOR COMPLETE LIST SEE PAGES 77–85)



**MR-4TILT** – 4-Compartment Tilt Bin, with Mounting Clip for MR-Conditional Carts

**MR-5TILT** – 5-Compartment Tilt Bin, with Mounting Clip for MR-Conditional Carts

**MR-6TILT** – 6-Compartment Tilt Bin, with Mounting Clip for MR-Conditional Carts



**MR-CARDBRD** – Cardiac Board and Mounting Brackets, for MR-Conditional Carts



**MR-IV2** – IV Pole, for MR-Conditional Carts



**MR-RBR3** – 3 Tier Raised Back Rail, for MR-Conditional Carts



**MR-AL02** – Oxygen Tank Holder with Bracket, for MR-Conditional Carts



**MR-3EXTRAY** – 3" Exchange Tray with Adjustable Dividers, Fits 2 per drawer



**MR-6EXTRAY** – 6" Exchange Tray with Adjustable Dividers, Fits 2 per drawer



**MR-UNIVSHRP** – MR-Conditional Sharps Bracket, Universal



**MR-UHOOKS4** – MR-Conditional Utility Hooks, Set of 4



**MR-3GWASTE** – MR-Conditional Waste Container with Bracket



**MR-3GSHARPS** – MR-Conditional Bemis® Sharps Container with Bracket



**MR-8QWASTE** – Plastic Waste Container without Cover, 2 gallon



**MR-SR** – Side Rail, for MR-Conditional Carts



**MR-RLHK** – Rail Hook, MR-Conditional

## MR LABELING



Our carts are clearly labeled with the MR CONDITIONAL icon, and include the required additional information as to what the conditionality of use is according to the terminology specified in the American Society for Testing and Materials (ASTM) International.

The MR CONDITIONAL label is used to alert the user that testing that was performed and the carts are safe for use in 1.5-Tesla and 3-Tesla systems.

# INFECTION PREVENTION & CONTROL CARTS



STORAGE SOLUTIONS  
FOR PPE SUPPLIES - REDUCE THE  
RISK OF PATHOGEN TRANSMISSION  
BETWEEN PATIENTS, HEALTHCARE  
WORKERS AND VISITORS

Help prevent the spread of infections within the healthcare setting by using Harloff infection control carts and cabinets. Lower hospital costs by reducing the number of hospital acquired infections.



## ISOLATION/PPE STATIONS

*Personal Protection Organizers Preserve Floor Space*



**ISO2800**  
Wall Mount, Isolation Unit



**ISO2825**  
Wall Mount, Isolation Unit

## FEATURES & BENEFITS

- Saves floor space, no more carts getting in the way of patient flow
- Allows storage of Personal Protective Equipment (PPE) in areas with space limitations
- Gowns – Holds more than 15 isolation gowns
- Masks – Holds more than 50 procedure masks
- Gloves – Holds two or three 100 count boxes of examination gloves
- Other supplies – Can also hold shoe covers, bouffant caps, or face masks with splash guards
- Can be wall or door mounted. Door hanger included
- Durable light-weight aluminum construction, does not crack like plastic and is easier to clean
- Three standard designs with custom configurations also available
- Latex Free
- Silver ion antimicrobial paint available as an upgrade
- Supplies not included
- Quantity discounts available, sold by the dozen up to 36 units per pallet
- Powder coat finish – 17 colors available



Custom configurations and sizes available – contact Harloff for more details



**ISO2835**  
Wall Mount, Isolation Unit

## ISOLATION STATION CARTS

*Reduce the Risk of Pathogen Transmission*



**ISO6550**  
Isolation Station with Antimicrobial Paint,  
Open Well Design



**ISO6548**  
Isolation Station (small footprint)  
with Antimicrobial Paint,  
Open Well Design

### FEATURES & BENEFITS

- Isolation Station™ (patent pending) designed to counter the alarming rise in drug-resistant bacteria in hospitals.
- Makes following hygiene practices easier and less time consuming.
- Provides convenient access to supplies that assist infection control practitioners to follow their isolation protocols. As a result, the spread of infection decreases, hospitals avoid infection cases, and organization costs are reduced.
- Open well design eliminates searching in drawers and touching handles.
- Incorporates silver ion technology in the paint as an antimicrobial agent, which resists nosocomial pathogens when compared to current carts.
- Improves adherence to infection control and stops the spread of bacteria on contaminated hands and clothes by using a storage and supply system that makes it easier for healthcare workers to properly disinfect between patient visits.
- Two each, folding side shelves with quick-release latch (**ISO6550**)
- Well lid can be latched open
- Built-in glove box holder and mask box holder
- Area for hand sanitizer/soap dispenser
- Adjustable coat rack
- Powder coat paint finish
- Patent pending on design
- Ball-bearing, full extension drawer slides (**ISO6550**)
- Five inch full swivel casters, one with brake, one directional
- Cart is delivered fully assembled



Open well showing supplies that are accessed without having to open a drawer

## CLASSIC LINE

Store Supplies Needed to Reduce Infections



**6510**  
Three Drawer



**6520**  
Four Drawer



**6521**  
Four Drawer,  
Specialty Package

### FEATURES & BENEFITS

- QuickShip applies to 6510Q and 6520Q, yellow only, in quantities of five or less. Ships within 5 business days after receipt of order
- Deep drawers for high capacity storage of gowns, masks and gloves
- Removable plastic top
- Aluminum push handle/side rail (**6510, 6520**)
- Carts available with break-away lock, key lock, mechanical combination push-button lock, or keyless latch/turn knob
- Ball-bearing full extension drawer slides
- Full wrap-around vinyl bumper on separate steel frame
- Five inch full swivel casters, one with brake, one directional
- Cart is delivered with wheels installed; some accessories require user installation
- Powder coat finish—17 colors available
- Full range of accessories and drawer organizers shown at end of catalog

#### Specialty Package includes:

- Coat and hat rack
- Top rail/push handle
- Four each, utility hooks



**6511**  
Three Drawer, Specialty Package



## V-SERIES

*Economical Value*



**V30-4K**  
Tall Four Drawer



**V30-3K**  
Tall Three Drawer

### FEATURES & BENEFITS

- Deep drawers for high capacity storage of gowns, masks and gloves
- Key lock with two keys
- Ball-bearing full extension drawer slides
- Aluminum push handle/side rail
- Drawer front has integrated pull handle for easy opening anywhere on face
- Five inch full swivel casters, two with brake
- Stabilizing bumper frame with extended front casters and four corner bumpers
- Pre-installed wheels reduces set-up time when delivered
- Powder coat finish – 17 colors available
- V-Series specific accessories shown at end of catalog
- V-Series accessories are customer installed



**V24-3K**  
Short Three Drawer

## GP LINE, MINI LINE, ETC

### Smaller Footprint



**6151**

GP Line, Three Drawer with Bottom Storage Compartment, Specialty Package



**3154K**

Tall Mini Line, Four Drawer



**3143K**

Short Mini Line, Three Drawer

## FEATURES & BENEFITS

### GP LINE

- Key lock with 2 keys
- Five inch full swivel casters, one with brake, one directional
- Top rail push handle and removable plastic top (**6151**)
- Full wrap-around vinyl bumper on separate steel frame
- GP-Line accessories are shown at end of catalog

### MINI LINE

- Narrow cabinet for limited space
- Two cabinet height options—short or tall
- Three inch stem casters, two with brake
- Key lock with two keys (also available with mechanical push-button combination lock, or break-away lock)
- Bumper and five inch casters available, see our 3200 Series
- Mini-Line accessories are shown at end of catalog

### ETC LINE

- Perfect solution for budget driven facilities requiring mobile storage of supplies
- Compact size fits clinics, doctor offices, schools, and veterinary centers
- Short unobtrusive cart height
- Key lock, with two keys
- Removable plastic top
- Drawer fronts have integrated pull handles
- Roller drawer slides
- Three inch stem casters, two with brake



**ETC-4**

ETC Line, Four Drawer

# TREATMENT & PROCEDURE CARTS



IMPROVE THE  
EFFICIENCY OF  
EXAMINING PATIENTS WITH  
HARLOFF'S TREATMENT  
AND PROCEDURE CARTS

Treatment carts are the perfect solution when you need to store topical ointments; eye, ear, nose and throat supplies; wound care supplies; and other bulkier nursing supplies, including surgical apparel, masks, dressing disposal bags, and blankets. These carts are seen throughout a hospital including hospital floors, nursing units, specialty clinics, operating rooms, and treatment rooms.



## UNIVERSAL LINE

*Light Weight Aluminum, Modern Design*



**AL808K5**  
Medium Five Drawer



**AL809M6**  
Tall Six Drawer, Keyless Entry

### FEATURES & BENEFITS

- Hospitals can improve patient outcomes by having all the supplies needed in one cart, well-organized for efficient and effective application. Products stored in these carts include medical thermometers, blood sugar meters, surgical sutures, EKG machines, and digital scales.
- The Universal Line offers three cabinet heights—medium, tall or super
- Select from breakaway locking, key locking, mechanical combination push-button, or electronic lock
- Internal pull-out shelf
- Top rail and push handle
- Removable plastic top
- Protective extended pontoon bumpers for stability
- Five inch full swivel casters, one with brake, one directional
- Ball bearing full extension drawer slides
- Pre-specified drawer configuration
- Available in aluminum or steel



**AL810M7**  
Super Seven Drawer, Keyless Entry

## CLASSIC LINE

High Quality, Wide Selection



**6450**  
Tall Six Drawer



**6610**  
Tall Eight Drawer

### FEATURES & BENEFITS

- QuickShip applies to 6450Q and 6350Q, beige only, in quantities of five or less. Ships within five business days after receipt of order
- Aluminum push handle/side rail
- Removable plastic top
- Ball-bearing full extension drawer slides
- Unibody steel construction
- Cabinet and drawer design allows for customized drawer configurations
- Cart is delivered with wheels installed; accessories require user installation
- Powder coat finish – 17 colors available
- Full range of accessories and drawer organizers shown at end of catalog
- Pre-installed wheels reduce set-up time when delivered
- Five inch full swivel casters, one with brake, one directional



**6350**  
Short Four Drawer

## CLASSIC LINE

Store Stock Medications Above, Bulkier Supplies Below



### 6201

Tall Two Drawer  
with Lower Storage Compartment,  
Specialty Package



### 6200

Tall Two Drawer with  
Lower Storage Compartment



### 6230

Short One Drawer with  
Lower Storage Compartment

## FEATURES & BENEFITS

- QuickShip applies to 6201Q and 6200Q, beige only, in quantities of five or less. Ships within five business days after receipt of order
- Available in short or tall models, with key lock or mechanical combination push-button lock
- Top rail/push handle (**6201**)
- Aluminum push handle (**6200, 6230, 7200**)
- Removable plastic top
- Ball-bearing full extension drawer slides
- Unibody steel construction
- 21 inch storage compartment, locking doors and adjustable shelf
- Full wrap-around vinyl bumper on separate steel frame
- Five inch full swivel casters, one with brake, one directional
- Pre-installed wheels reduce set-up time when delivered
- Powder coat finish—17 colors available
- Full range of accessories and drawer organizers shown at end of catalog

### Specialty Package includes:

- Top rail/push handle
- Side mounted drop shelf
- Two each, three inch drawer trays with adjustable dividers (fit two per drawer)



### 7200

Tall Two Drawer with Lower Storage  
Compartment, Keyless Entry



## V-SERIES

*Competitively Priced*



### V30-2K

Tall Two Drawer with Lower Storage Compartment



### V30-6K

Tall Six Drawer

### FEATURES & BENEFITS

- Value priced, quality construction
- Key lock with two keys
- Drawer fronts have integrated pull handle for easy opening anywhere on the face
- Ball bearing drawer slides for smooth opening over the life of the cart
- Aluminum push handle/side rail
- Five inch full swivel casters, two with brake
- Stabilizing bumper frame with extended front casters and four corner bumpers
- Cart is delivered with wheels installed to save time putting into service
- Powder coat finish—17 colors available
- V-Series specific accessories shown at end of catalog
- V-Series accessories are customer installed



### V24-5K

Short Five Drawer

## GP LINE, MINI LINE

*Save Space with Narrow Design*



**6142**  
GP Line,  
Six Drawer



**6150**  
GP Line, Three Drawer with  
Lower Storage Compartment



**3156K**  
Tall Mini Line, Six Drawer,  
Procedure Cart

### FEATURES & BENEFITS

#### GP LINE

- Key lock, with two keys
- Full wrap-around vinyl bumper on separate steel frame
- Five inch full swivel casters, one with brake, one directional
- Aluminum push handle/side rail
- Ball-bearing full extension drawer slides
- Cart is delivered with wheels installed
- Unique accessories to the GP Line are shown at end of catalog
- Unibody steel construction
- Powder coat finish—17 colors available
- Pre-installed wheels reduce set-up time when delivered
- Narrower cabinet for limited space in clinics and treatment rooms
- Breakaway locking system also available

#### MINI LINE

- Narrow design with reduced footprint
- Two cabinet heights - with vertical drawer space of 24" (short) or 30" (tall)
- Select from break-away locking, key-locking, mechanical combination push-button, or electronic lock
- Ball-bearing full extension drawer slides
- All steel construction
- Three inch Stem casters all full swivel, two with brake
- Removable plastic top
- Specific accessories and drawer organizers shown at end of catalog
- Space-saver design makes cart ideal for surgery centers, outpatient clinics, doctor offices, phlebotomists, and special procedures
- Powder coat finish—17 colors available
- Two sizes to accommodate a variety of storage requirements
- Narrow cart design allows supply storage in areas where space is limited
- Bumper and five inch casters available, see our 3200 Series



**3145K**  
Short Mini Line,  
Five Drawer, Procedure Cart

## PHLEBOTOMY CARTS

*Safely Perform Blood Draw Procedures*



**3254LPB**  
Four Drawer with Turn Latch



**3256KPB**  
Six Drawer, Key Lock



**3245BPB**  
Short, Five Drawer,  
Breakaway Lock

### FEATURES & BENEFITS

- Two cabinet heights - with vertical drawer space of 24 inch (short) or 30 inch (tall)
- All steel construction
- Removable plastic top
- Select from latch turn knob, breakaway lock, key lock, and mechanical combination push-button
- New bumper system extends wheel base and stabilizes carts
- Five inch full swivel casters, one with brake, one directional
- Powder coat finish—17 colors available
- Harloff Phlebotomy Carts can be drilled to accommodate any sharps holder

#### Specialty Package includes:

- Two tier raised back rail system
- Two each, tilt bins, with six compartments
- Extended Push Handle
- Single glove box holder
- Aluminum Waste Container with Lid



**LPB**—Latch System



**BPB**—Breakaway Lock



**KPB**—Key Lock with two Keys



**MPB**—Mechanical Push-Button Lock



## INSTRUMENT CARTS

*For Bedside Usage*



**6745**

Three Drawers within 18 inch Cabinet



**6735**

Three Drawers within 12 inch Cabinet



**6725**

Two Drawers within six inch Cabinet

### FEATURES & BENEFITS

- Compact cart serves a variety of transport and storage requirements, especially for bedside use
- Secured storage in a lighter weight cart
- Narrower cabinet for limited space in clinics and treatment rooms
- Open storage with shelving below drawers
- Key lock, with two keys
- Aluminum push handle/side rail
- Ball-bearing full extension drawer slides
- Three inch stem casters all full swivel, two with brake
- Pre-installed wheels reduce set-up time when delivered
- Powder coat finish—17 colors available
- Specific accessories and drawer organizers shown at end of catalog

Specialty Package for 6726, 6736 and 6746 include:

- Top rail/push handle
- Plastic top



**6736**

Three Drawers within 12 inch Cabinet,  
Specialty Package

## ETC LINE

*Compact Size, Low Price*



**ETC-3**  
Three Drawer with Lower Compartment



**ETC-4**  
Four Drawer

### FEATURES & BENEFITS

- Perfect solution for budget driven facilities requiring mobile storage of supplies
- Compact size fits clinics, doctor offices, schools, and veterinary centers
- These carts are short, designed for bedside use
- Key lock, with two keys
- Removable plastic top
- Drawer fronts have integrated pull handles
- Roller drawer slides
- Unibody steel construction
- Three inch stem casters, two with brake
- Powder coat finish—17 colors available



**ETC-5**  
Five Drawer

# MEDICATION CARTS



MEET THE  
REQUIREMENTS  
OF YOUR  
HOSPITAL  
MEDICATION  
DISTRIBUTION SYSTEM



Hospital pharmacies face complex clinical medication management issues on a daily basis. Harloff's goal is to help hospitals manage this complexity by offering a full line medication carts that will improve patient safety and reduce costs.



## UNIVERSAL LINE

*Modern Design, Affordable Price*



**UL20CS-M**  
Medium 20 Bin Cassette Cart



**UL20CS-T**  
Tall 20 Bin Cassette Cart



**UL20CS-S**  
Super 20 Bin Cassette Cart

### FEATURES & BENEFITS

- Pull-out shelves and recessed folding handle make the locking aluminum cassettes ideal for medication transfer
- Separately keyed, locking cassettes with patient bin drawers and dividers
- High utility Medeco® locks on cart and cassette locking systems
- Modern, aesthetic design with rounded corners
- Available in three cart heights
- Can be constructed of Aluminum or Steel
- Includes 4.2 inch (10.7 cm) wide patient bin drawers, dividers and labels
- Exchange cassettes available
- Stabilizing pontoon bumpers
- Built-in pull-out side shelf
- Removable plastic top
- Ball-bearing full extension drawer slides
- Five inch full swivel casters, one with brake, one directional
- Durable, hard-baked powder coat finish—17 colors available
- Compatible with a large selection of accessories



Locking Cassette




Locking Cassettes with Patient Bins

# MEDICATION CARTS

## OPTIMAL LINE

*Light Weight Aluminum, Contemporary Design*



Patient Bin Drawer



Available in 4.2 and 5.6 inch width



**AL20CS**  
20 Bin Cassette Cart

### FEATURES & BENEFITS

- Contemporary design with rounded corners
- Aluminum construction wont rust, crack or deteriorate, and combines durability with light weight
- Capacity of up to 28 patient bin drawers
- Light-weight aluminum cassettes with built in handle. Available in single-tier or double-tier sizes
- Standard 4.2 inch wide bins are included in cart package. Optional 5.6 inch wide bins are also available
- Patient bin drawers include dividers and labels
- Exchange cassette packages available
- Secure, separately keyed narcotic boxes available for storage drawers



Optimal Line Cassette Exchange Package



Optional Narcotics Box for 4" Drawer



Side Storage Compartment



Optional Narcotics Box for 8" Drawer



Removable Aluminum Cassette



Removable Single Tier Cassette

## OPTIMAL LINE

*Light Weight Aluminum, Contemporary Design*



**AL16CS**  
16 Medication Bin  
Cassette Cart



**AL24CS**  
24 Medication Bin Cassette Cart

### FEATURES & BENEFITS

- The Optimal Line of Harloff Cassette Carts is designed for function, convenience, and durability for Acute Care medication dispensing between pharmacy and patient rooms. Multiple configurations are available to facility patient delivery requirements.
- Central point locking secures bins and drawers into place from a single and accessible location
- Pushbutton BEST® lock gives a visual indicator of cart locking status
- Replaceable plastic top with integrated push handles
- Built-in side storage compartment for pill and water cups, straws and other items
- Pull-out shelf on right side of cart
- Self-closing, full-extension ball-bearing drawer slides (within an inch of being shut, drawers will close automatically)
- Pre-threaded holes for easy accessory installation
- Vinyl-padded full wrap-around bumper
- Five inch full swivel casters, one with brake, one directional
- Durable, hard-baked powder coat finish – 17 colors available
- Latex Free
- Full range of accessories shown at the end of catalog



**AL28CS**  
28 Medication Bin Cassette Cart



# MEDICATION CARTS

## ELECTRONIC LOCKING

*Improve Medication Management*



**ELP16CS**  
16 Medication Bin Cassette Cart, with Electronic Lock, Proximity Reader and Keypad



**EKC20CS**  
20 Medication Bin Cassette Cart, with Electronic Lock, Keypad Access

## FEATURES & BENEFITS

- Ideal for use in conjunction with bar-code scanning or other electronic tracking of medication dispensing
- Keyless access with electronic keypad or proximity badge reader
- Electronic control access provides greater control over critical supplies, narcotics and medications
- Automatically relocks
- Built-in connection for interaction with PC or Laptop
- Key lock over-ride for emergency access
- Prevent theft or tampering by unauthorized individuals
- Designed to meet compliance requirements and best practice security standards
- Assign access rights for up to 250 users per cart, dual credentialing also available
- Audit trail for last 1500 events by user, time and date
- Battery operated with an LED low battery indicator



**41037** Lock Reader Card Badges for Proximity Lock Cart



**41053** Lock Reader Tags for Proximity Lock Cart



**41052** LockView Software and Dongle with RJ-11 Cable [software allows user to interact with electronic lock through a computer. Enables mass programming, view of audit trail (who accessed the cart and when), changes in auto-re-lock timing, etc.]



**EKC24CS**  
24 Medication Bin Cassette Cart, with Electronic Lock, Keypad Access

## ECONOMY LINE

*Functional Utility at an Affordable Price*



Secured Panel  
Door Hides Cassette



Drawers for General Storage



**EL24CS**  
24 Bin Cassette Cart



Includes Patient  
Bin Drawers,  
Dividers and Labels



Single Cassette  
for Convenient  
Exchange

## FEATURES & BENEFITS

- Steel cart construction, aluminum cassette
- 24 each 4.2 inch wide (10.7 cm) patient bin drawers in single removable cassette; bin dividers and labels are included
- Fold-up door provides secure access to medication and conceals patient bin drawers
- Cassette is located in pull-out shelf for ergonomic removal
- BEST® lock key locking system with two keys
- Pull-out shelf on right side of cart
- Pre-threaded accessory mounting holes
- Ball-bearing full extension drawer slides
- Removable plastic top with integrated push handles
- Contemporary design with rounded corners
- Wrap-around bumper on stabilizing steel frame
- Five inch full swivel casters, one with brake, one directional
- Cart is delivered fully assembled
- Latex Free

# MEDICATION CARTS

## MEDICATION CARTS FOR VARIOUS PACKAGING AND DISPENSING SYSTEMS

*Flexibility combined with Durability*



**VLT360PC**  
Punch Card Cart,  
Capacity of 360 Cards



**SL54BIN3**  
Med Bin Cart, 54-3.5 inch Bins

**VL24BIN5**  
Med Bin Cart, 24-5 inch Bins

### FEATURES & BENEFITS

One size does not fit all — Harloff offers a wide selection in medication carts for a variety of medication dispensing systems and budgets. Carts feature secure locking systems, separately locking narcotic boxes, and specialized dividers inside the drawers.



**SL600PC**  
Punch Card Cart, Capacity of 600 Cards



**SL294BOX**  
Unit Dose Box Cart,  
Capacity of 294 Boxes



## COMMON ACCESSORIES FOR MED CARTS (FOR COMPLETE LIST SEE PAGES 77-85)



**684811** – Bemis® Locking Sharps Holder with Glove Box Holder, Includes 5 Qt. Sharps



**681702** – Universal Sharps Container Bracket



**AL680436** – Aluminum Waste Container with Lid



**684801** – Plastic 3 Gal. Waste Container with bracket



**AL2366** – Notebook Holder



**680417** – Chart Holder (direct mount, 10.5"x 12"x 3")



**680418** – Cup Dispenser



**AL2358** – Cup and Straw Holder, Three Sections with Lid



Drawer Tray with Adjustable Dividers  
**68630-P1** – Optimal Line  
 Cassette Cart  
**68530-P1** – Universal Line,  
 Economy Line



Cassette Exchange Packages for Optimal Line  
**16CS-PKG** for EKC/AL16CS  
**20CS-PKG** for EKC/AL20CS  
**24CS-PKG** for EKC/AL24CS  
**28CS-PKG** for EKC/AL28CS



Patient Bin Drawers  
**40432** – Patient Bin Drawer for Cassette Carts 5.6" W x 12" L  
**40435** – Patient Bin Drawer for Cassette Carts 4.2" W x 12" L  
**40434** – Patient Bin Drawer Divider for 40432 / 5.6" W Bins, box of 20  
**40437** – Patient Bin Drawer Divider for 40432 / 4.2" W Bins, box of 20



**41037** – Badge for ELP Electronic Locking Cassette Cart



**41053** – Tags for ELP Electronic Locking Cassette Cart



**41052** – LockView Software and Dongle with RJ-11 Cable allows use to interact with electronic lock through laptop computer to perform mass programming and viewing of audit trail.



**680470L** – Locking Side Mounted Cabinet with Two Adjustable Shelves, Left Opening



Full Locking Narcotics Boxes for Optimal Line Cassette Carts  
**CS-4FLN** – For 4" Drawer  
**CS-8FLN** – For 8" Drawer

# NARCOTICS & MEDICINE CABINETS



HARLOFF'S  
NARCOTICS AND MEDICINE  
CABINETS OFFER A WIDE  
RANGE OF SIZES TO FIND  
THE PERFECT MATCH  
FOR YOUR SECURITY  
NEEDS.



Government rules and regulations require you to keep narcotics in secure locations. By storing drugs in narcotic cabinets, you can keep the potentially dangerous and addictive drugs out of the hands of individuals who may abuse them, while having them near at hand for the patients who would benefit from them. Harloff offers many different narcotic cabinets to help you keep both your controlled substances and your business secure.

## STANDARD & HEAVY DUTY LINE

### Quick Ship Cabinets



**A: 2710**

Small, Single Door, Double Lock

**B: 2730**

Large, Single Door, Double Lock,  
One Adjustable Shelf and One Fixed Shelf

**C: 2720**

Small, Double Door, Double Lock,  
One Adjustable Shelf



**2720-LUMEN**

Light Alarm Upgrade available on any medium or large sized cabinet

### FEATURES & BENEFITS

- QuickShip applies to 2701BG, 2702BG, 2703BG, 2710BG, 2720BG, 2730BG, beige only, in quantities of five or less. Ships within three business days after receipt of order
- High security pick-resistant tubular locks – separately keyed with four keys per lock included
- Unique lock sequences – all cabinets are keyed differently
- Locks are coded in a non-repeating sequence for total security
- Full length stainless steel door hinge prevents pin removal
- Predrilled holes for mounting on a wall, cabinet, or other solid surface (wall mounting hardware included)
- Sturdy 20-gauge uni-body steel construction
- Top mounted carrying handle is provided for convenient transport (**2710, 2711, 2712, 2720, 2721, 2722**)
- Durable, hard-baked powder coat finish – 17 colors available

### HEAVY DUTY LINE

- Heavy duty, 18 gauge uni-body steel construction
- All models have double doors and comply with most Joint Commission and State regulations
- Reversible – can be mounted with door opening either to the right or left
- Internal Adjustable Shelves

**A: 2701**

Thin Profile, Double Door, Double Lock,  
Two Adjustable Shelves

**B: 2702**

Deep Profile, Double Door, Double Lock,  
Two Adjustable Shelves

**C: 2703**

Tall Profile, Double Door, Double Lock,  
Two Adjustable Shelves





## STANDARD LINE & WOOD-LOOK MEDICINE CABINETS

### Single Door/Single Lock



**2711**  
Small, Single Door,  
Single Lock



**2721**  
Medium, Single Door,  
Single Lock,  
One Adjustable Shelf



**2731**  
Large, Single Door,  
Single Lock, One Adjustable  
Shelf and One Fixed Shelf



**2740**  
Double Door, Single Lock,  
Two Adjustable Shelves and  
One Fixed Shelf

B



### KEYLESS ENTRY CABINETS

- Keyless entry—uses highly reliable mechanical combination pushbutton lock
- Self-locking spring-action latch

C



**A: 2726**

Small, Single Door, Single Keyless Lock

**B: 2727**

Large, Single Door, Single Keyless Lock,  
Three Fixed Shelves

**C: 2729**

Medium, Single Door with 2 Plexiglas  
Windows, Single Keyless Lock

A



**WL2717-CM**  
Wood Look Medicine Cabinet,  
Single Door, Single Lock,  
Exterior Wall Mount



**WL2780TRMPKG-CM**  
Wood Look Medicine Cabinet and Matching  
Trim Package, Single Door, Single Lock,  
In-Wall Mount

### WOOD LOOK MEDICATION CABINETS

- Offer an attractive, secure and functional storage solution for medication.
- Painted steel cabinets
- Rich wood appearance
- One hand open and close slam-lock
- Predrilled holes for mounting, hardware included
- Choice of laminates (Cherry Mahogany or Solara Oak)

## STAINLESS STEEL CABINETS

*Does Not Stain, Corrode or Rust*



**2712**  
Small, Single Door,  
Double Lock



**2722**  
Medium, Double Door,  
Double Lock,  
One Adjustable Shelf



**2732**  
Large, Single Door, Double Lock, One  
Adjustable Shelf and One Fixed Shelf



**2702SS**  
Deep Profile, Double Door,  
Double Lock,  
Two Adjustable Shelves



**2703SS**  
Tall Profile, Double Door,  
Double Lock,  
Two Adjustable Shelves

### HIGH QUALITY STAINLESS STEEL


- Can be steam cleaned and sterilized
- Dual multi-point locks for extra security
- 20 gauge stainless steel unibody construction
- Reversible – can be mounted with door opening either to the right or to the left

**A: 2762**

Medium, Single Door, Double Lock,  
Two Adjustable Shelves

**B: 2764**

Large, Single Door, Double Lock,  
Two Adjustable Shelves



**PT2721**  
Pass-Through Cabinet,  
Two Door with turn-knob latch



**PT2721K**  
Pass-Through Cabinet,  
Two Door with key locks

### SPECIMEN PASS-THROUGH CABINET

- Ideal in the clinic or laboratory environment
- Designed for gathering samples of a patient's tissue or fluid for laboratory analysis to assist with diagnosis
- Stainless steel pinned door hinges for security and durability
- Self-closing doors using spring-hinges
- Flanges for trim

# WOOD-LOOK CARTS & CABINETS



DESIGNED TO FEEL  
LIKE HOME, DURABLE  
ENOUGH TO ENDURE THE  
DEMANDING HEALTHCARE  
ENVIRONMENT



More and more hospitals want the warmer appearance of wood for storage of medical equipment and supplies. This shift from institutional looking medical carts and cabinets to a wood-look will help improve treatment outcomes for the patient and overall satisfaction for the family.



## MEDICATION FURNITURE

### *Improve Patient Satisfaction*

**The Patient Care Environment** is changing and shifting to a de-institutionalized look. Harloff's acute care furniture is built to satisfy functional and aesthetic criteria established in the new acute care environment. Our durable, appealing cart design is easily cleaned and maintained, with seamless surfaces resistant to moisture penetration, formation of harmful bacteria and deterioration from disinfectants.



Skirting conceals four inch ball-bearing wheels



**WL6KW-CM**

Six Drawer, Treatment Cart



**WL480PC-CM**

Four Drawer, Punch Card Medication Cart



**WL294BOX-CM**

Eight Drawer, Unit-Dose Med Box Medication Cart

## **NARROW CARTS & MEDICATION CABINETS**

*Hospital Grade, Aesthetically Appealing*



**WL6K-SO**  
Six Drawer, Narrow  
Treatment Cart



**WL240PC-CM**  
Four Drawer, Narrow  
Punch Card Medication Cart

**Narrow Wood-Look Carts** are designed to provide an efficient and aesthetically appealing storage solution in areas with limited space. Harloff's wood-look carts are engineered to meet industry standards for security and clinical function, with a warm furniture appearance. Wood-Look carts feature:

- All aluminum internal structure
- MDF panels covered with a special heat-pressed thermal foil laminate with a rich wood appearance
- Proven locking system
- Internal narcotics box in medication carts
- Full size and narrow design options
- Pushable
- Skirting conceals four inch ball-bearing wheels
- Choice of laminate colors (Cherry Mahogany or Solara Oak)



**WL108BOX-CM**  
Eight Drawer, Narrow  
Unit-Dose Med Box  
Medication Cart



**WL2780TRMPKG-CM**  
Wood Look Medicine Cabinet and Matching  
Trim Package, Single Door, Single Lock, In-Wall Mount

**Wood-Look Medication Cabinets** add the look of wood to functional storage for an attractive medication cabinet storage solution. Intelligent engineering and design meets industry standards for security and function.

- Painted steel cabinets
- MDF panels covered with a special heat-pressed thermal foil laminate with a rich wood appearance
- One hand open and close slam-lock
- Predrilled holes for mounting
- Hardware included
- Choice of laminates
- Holds 40 punch cards and liquid storage



**WL2717-CM**  
Wood Look Medicine Cabinet,  
Single Door, Single Lock,  
Exterior Wall Mount

## WOOD-VINYL ALUMINUM CARTS

*Furniture Appearance, Durability of Metal*



**WV6400SC**  
Six Drawer, Emergency Cart  
with Side Cabinet



**WV540PC-CM**  
Four Drawer, Punch Card Medication Cart

### FEATURES & BENEFITS

- Light-weight aluminum ideal for clinical applications
- Full cart wood-look appearance
- Multiple lock options available: break-away lock bar, key locking, mechanical combination lock
- Vinyl-to-metal laminate, created by applying decorative and functional film to aluminum
- Resists abrasions, chemicals, and stains.
- Maintains adhesion and appearance under torturing humidity and weathering tests



Standard color offering:  
Cherry Mahogany (left), Buffalo Oak (right)



**WV6450-CM**  
Six Drawer, Treatment Cart



# MEDICAL STORAGE & INVENTORY SOLUTIONS



**STORAGE AND INVENTORY SOLUTIONS**  
FOR SURGERY CENTERS,  
CARDIAC CATH LABS,  
ELECTROPHYSIOLOGY LABS,  
ENDOVASCULAR LABS &  
INTERVENTIONAL RADIOLOGY DEPARTMENTS.

Create a lean environment throughout your hospital with Harloff's Medical Storage line of carts and cabinets. These products are designed to strengthen your supply chain, increase work capacity and decrease operational costs. Harloff's Medical Storage line helps clinical departments put the right amount of supplies where they are needed while protecting them from pilferage or grazing, thereby reducing over-buying, hoarding, and expiration of unused supplies.

## CARTS FOR OR, SPD & MATERIALS MANAGEMENT

### Double Cart Shell Configurations



**MS8140-DR**

Double column medical storage cart with locking Plexi-glass doors

### FEATURES & BENEFITS

- Offers over 35% more tray storage capacity by volume when compared with leading competitor's product
- Further optimize space within trays with adjustable dividers that have unique positive locking design to withstand high loads without being forced out of position
- Unique design of the slide tracks on the side panels allows for trays to be extended and viewed at an angle without falling out of the cart
- The increased storage efficiency means fewer carts need to be purchased for larger storage areas, reducing capital purchase cost



**MS8140-A**

Double column medical storage cart with tambour door, preconfigured with 2", 4", and 8" modular trays



Plastic Interior Side Panels hold exchange trays and baskets



2" Modular Tray



4" Modular Tray



8" Modular Tray



## INTRAOCULAR LENS CARTS

*Secure & Expand Sterile Storage of Intraocular Lenses*



**IOL1260**  
Capacity of up to 1,260 Lenses



**IOL924**  
Capacity of up to 924 Lenses

### FEATURES & BENEFITS

- Does not count against available square footage.
- Perform more procedures each day by storing lenses in one mobile unit.
- Compatible with multiple brands and sizes of IOL boxes, including Alcon, Bausch & Lomb®, Rayner, and Abbott Medical Optics.
- Designed for storage of intraocular lenses in outpatient surgery centers, these carts are great for many different storage needs in the OR.
- Portable storage for what you need, where you need it. Reduce wasted time by having mobile medical supplies in the OR rather than a distantly located supply closet.
- Painted steel cabinet and drawers
- Contemporary design with rounded corners
- Six pull-out drawer shelves with adjustable dividers -ideal for medical supplies used in surgery centers and operating rooms
- Lockable, secure storage of supplies: Key lock with two keys
- Double doors with plexi-glass inserts open 180 degrees (**IOL924**); 270 degrees (**IOL1260**) for full access
- Plexi-glass windows allow for visibility of supplies, while locking doors provide security
- Ball-bearing full extension drawer slides
- Five inch full swivel casters, one with brake, one directional
- Removable plastic top with integrated push handles
- Full wrap-around vinyl padded bumper



Full Extension Drawer



Drawer with Adjustable Dividers



## VISUAL BIN STORAGE CARTS

*Locate Supplies with Ease*



Harloff's **Visual Bin Storage Cart** is designed to hold a mixed assortment of storage bins in a secured, portable and visual environment for effective inventory management of clinical supplies. The cart provides flexible storage and transport of sterile medical supplies while helping facilities secure and manage inventory to cut costs, decrease waste, improve productivity and enhance patient care.

It's unique feature is a louvered panel inside the locking cabinet which holds up to 42 Akro-Mills AkroBins® (bins not included). Use the multiple sizes and colors of these bins to organize supplies in standardized locations that can be delivered to wherever they are needed, increasing workspace efficiency and improving workflow.

### FEATURES & BENEFITS

- Enclosed and locking cabinet keeps items secure.
- Standard clear front Plexiglas doors allow visual inspection of supplies.
- Built using powder-coated steel for durability and easy to clean surfaces
- Louvered Back Panel holds multiple sizes of AKROBINS® (bins not included)
- Key locking doors open flush to sides of cabinet for unobstructed access
- Integrated side push handles
- Full wrap-around vinyl bumper
- Five inch (12.7 cm) premium rubber full-swivel ball-bearing casters, (one with brake, one tracking)
- Cart is delivered assembled, with wheels installed



**MS4372LVR**  
Visual Bin Storage Cart

## POWERED TRANSPORT CART

### *Avoid Workers Comp Claims*

Transporting bulky and heavy materials within a hospital can expose personnel to risk of injury. In 2008, the average claim for a musculoskeletal disorder in the material handling industry was \$24,438. This does not include the additional indirect costs to staff such as overtime or temporary hires, time spent dealing with investigating and managing claims, and increased cost of insurance premiums. OSHA reports the indirect cost of a worker's compensation claim is 4.5 times the direct cost, or \$110,000.

### FEATURES & BENEFITS

- Spring-suspension extends drive life
- Center wheel drive system gives tight turning radius
- Transaxle drive system with powerful 24 volt motor
- Non-marking, flat-free tires
- User friendly variable speed control offers speed range of 0-3 MPH
- Horn, key switch, emergency stop, forward/reverse switch, LED battery charge indicator
- Two 12 Volt maintenance free batteries with charging system
- Automatic dynamic braking and parking brake
- National network of service providers
- Powder coat paint and rubberized load deck
- Handle Height – 39" Load Deck height 11.5"
- Delivered ready-to-use  
No assembly required
- Ships FOB Wisconsin



#### **HTP4025**

Load bed 40" L x 25.5" W,  
1500 lb. capacity on level  
surface, 1000 lb. capacity  
on 6 degree incline

### MODELS INCLUDE:

#### **HTP4925**

Load bed 49" L x 25.5" W,  
1500 lb. capacity, on level  
surface, 1000 lb. capacity  
on 6 degree incline

#### **HTP6125**

Load bed 61" L x 25.5" W,  
1500 lb. capacity, on level  
surface, 1000 lb. capacity  
on 6 degree incline

#### **HTP5234HD**

Load bed 52" L x 34.5" W,  
2000 lb. HEAVY DUTY capacity,  
on level surface, 1500 lb.  
capacity on 6 degree incline

# CUSTOM CARTS & ORIGINAL DESIGNS



WOOD LOOK  
CRASH CARTS

DIFFICULT  
INTUBATION CARTS

CUSTOM ANESTHESIA  
WORK STATIONS

MEDICAL  
DEVICE CARTS

As an original design manufacturer, Harloff seeks new business opportunities to engineer products and components that others will integrate into their distribution systems and medical devices. Our engineering effort is dedicated to the creative application of scientific principles to design carts, cabinets and components that meet the functional and aesthetic requirements of our customers. Our list of private label clients continues to grow because they profit from the arrangement of selling branded products without the challenge of running a factory.



## BUMPERS FOR CARTS

*Shown in Alphabetical Order by Description*



**68021** Full Wrap-around Bumper for Classic Line  
Dimensions: 32" W x 22" D  
**68025** Full Wrap-around Bumper for GP Line Carts  
Dimensions: 28.5" W x 22.3" D



**68020** Upgrade to Large Wrap-around Bumper for Classic Line  
Dimensions: 38" W x 22" D  
**68022** Large Wrap-around Bumper for Classic Line  
Dimensions: 38" W x 22" D



**68022SS** Extended Width Wrap-around Bumper for Classic Line  
Dimensions: 48" W x 22" D



**MINI-BPRWHL** Full Wrap-around Bumper for Mini Line with 5" Casters  
Dimensions: 25" W x 22" D

## CARDIAC BOARDS



**680406** Cardiac Board with 3 Brackets  
**40000086** Cardiac Board Only



**VS-CARDBRD** Cardiac Board and Mounting Brackets for V-Series Carts



**UL-CARDBRD** Cardiac Board and Mounting Brackets for Universal Carts  
**MINI-CARDBRD** Cardiac Board and Mounting Brackets for Mini Line Carts



**MR-CARDBRD** Cardiac Board and Mounting Brackets for MR-Conditional Carts

## CAST CART ACCESSORIES



**602002** Stainless Steel Side Storage Cabinet



**602001** Stainless Steel Folding Shelf



**602106** Top Compartment for 3M<sup>®</sup> and BSN splinting supplies



**602007** Tourniquet Pump Pole



**602004** Scissors Cable (Scissors not included)

## CHART & NOTEBOOK HOLDERS



**AL2366** Notebook Holder  
Dimensions: 12.5" H x 12" W x 5" D



**AL-CHARTHLDR** Chart Holder, Mounts to Back of Cart, Swivels



**680417** Chart Holder, direct mount  
**680416** Chart Holder with 2 Rail Clips  
Dimensions: 10.5" H x 12" W x 3" D

*As a fully equipped U.S.-based factory, Harloff can design and build specialized accessories for unique facility needs.*


**DRAWER TRAYS, DIVIDERS & BINS**



**680520** Drawer Tray Matrix #1 with 33 Fixed Compartments for Classic Line, V-Series and Universal Line



**680521** Drawer Tray Matrix #2 with 19 Fixed Compartments for Classic Line, V-Series and Universal Line



**680522** Drawer Tray Matrix #3 with 9 Fixed Compartments for Classic Line, V-Series and Universal Line



**680523** Drawer Tray Matrix #4 with 28 Fixed Compartments for Classic Line, V-Series and Universal Line



**680524** Drawer Tray Matrix #5 with 14 Fixed Compartments for Classic Line, V-Series and Universal Line



**68530-P1** 3" Drawer Divider Tray with Adjustable Dividers for Classic Line, V-Series and Universal Line



**Divider Insert Pack of 10 Fits 3" Drawer Trays**

- 68605** 5 Space Divider
- 68604** 4 Space Divider
- 68603** 3 Space Divider
- 68602** 2 Space Divider



**68630-P1** 3" Drawer Divider Tray with Adjustable Dividers for GP-Line, Instruments Carts, Optimal Line Cassette Carts



**68620-P1** 3" Drawer Divider Tray with Adjustable Dividers for Mini-Line



**681501** 3" Exchange Tray with Adjustable Dividers, Fits 2 per drawer  
Dimensions:  
2.5" H x 11" W x 16.5" D



**681502** 6" Exchange Tray with Adjustable Dividers, Fits 2 per drawer  
Dimensions:  
5.25" H x 11" W x 16.5" D



**680503** 9" and 12" Drawer Divider Set with 3 Long and 2 Short Dividers for Classic Line, V-Series and Universal Line  
**680502** 6" Drawer Divider Set with 3 Long and 2 Short Dividers for Classic Line, V-Series and Universal Line  
**680502-MINI2** 6" Drawer Divider Set with 3 Long and 2 Short for Mini Line



**40108** 6-Compartment Drawer Tray, Fits 3 per drawer  
Dimensions:  
14.5"L x 7.6" W x 1.75"H



**40109** 7-Compartment Drawer Tray, Fits 3 per drawer  
Dimensions:  
14.5"L x 7.6" W x 1.75"H



**40345** Utility Bin  
Dimensions:  
2.25" H x 3.3" W x 11" D  
**40361** Utility Bin Dividers, Pack of 25

## CASSETTE CART ACCESSORIES



**68630-P1** 3" Drawer Divider Tray with Adjustable Dividers for GP-Line, Instrument Carts, Optimal Line Cassette Carts



**40432** Patient Bin Drawer for Cassette Carts  
5.6" W x 12" L

**40435** Patient Bin Drawer for Cassette Carts  
4.2" W x 12" L

**40434** Patient Bin Drawer Divider for  
40432 / 5.6" W Bins, box of 20

**40437** Patient Bin Drawer Divider for  
40432 / 4.2" W Bins, box of 20

**680537** Bin Labels, 10 sheets, 240 Labels



**Optimal Line Cassette Exchange Packages**

**16CS-PKG** for EKC/AL16CS

**20CS-PKG** for EKC/AL20CS

**24CS-PKG** for EKC/AL24CS

**28CS-PKG** for EKC/AL28CS



**Universal Line Cassette Exchange Packages**

**10CS-ULPKG** for UL10CS

**20CS-ULPKG** for UL20CS

**30CS-ULPKG** for UL30CS

## CUP HOLDERS, UTILITY BOXES & BASKETS



**AL2360** Utility Box, two sections, with lid

**AL2361** Utility Box, two sections, without lid  
Dimensions: 5.5" H x 19.5" W x 5" D



**AL2358** Utility Box, three sections, with lid

**AL2359** Utility Box, three sections, without lid  
Dimensions: 5.5" H x 19.5" W x 5" D



**680414** Utility Box with Mounting Brackets

**680424** Utility Box with Rail Clip  
Dimensions: 8" H x 4" W x 4" D



**680418** Cup Dispenser for  
2 to 5 Oz Cups  
Dimensions: 16" H x 3" Round



**680431** Small Utility Basket with Mounting Brackets

**680431C** Small Utility Basket with Rail Clips

**40256** Small Utility Basket Only  
Dimensions: 3.5" H x 13" W x 4.5" D



**680447** Large Utility Basket with  
Mounting Brackets

**680407** Large Utility Basket with Rail Clips  
Dimensions: 5.25" H x 10" W x 7.5" D



**680413** Catheter Box with  
2 Compartments, with Rail Clip  
Dimensions: 18" H x 6" W x 5.5" D

**680434** Long Catheter Box with  
2 Compartments, with Rail Clip  
Dimensions: 36" H x 6" W x 5.5" D

## ELECTRICAL OUTLETS



**680404** Electrical Outlet, Hospital  
Grade, 6 Socket, 15 Foot Cord,  
includes Cord Wrap

**680405** Cord Wrap Only



**UL-OUTLET** Electrical Outlet, Hospital  
Grade, 6 Socket, 15 Foot Cord, Includes  
Hooks for Cord Wrap, for Universal Line



**ELECTRONIC LOCKING CART ACCESSORIES**



**41037** Lock Reader Card Badges for Proximity Lock Cart



**41053** Lock Reader Tags for Proximity Lock Cart



**41052** – LockView Software and Dongle with RJ-11 Cable allows use to interact with electronic lock through laptop computer to perform mass programming and viewing of audit trail.

**GLOVE BOXES**



**40833** Glove Box Holder, Plastic for 684810/40835 Sharps Holder



**AL2362** Glove Box Holder, Single, Aluminum, Mounts directly to cart body

**AL2363** Glove Box Holder, Single, Aluminum, Includes rail clips for mounting to back rail or side rail

**VS-GLVBOX** Glove Box Holder, Single, Aluminum, Mounts directly to cart body, for V-Series



**680422** Glove Box Holder for 3 Boxes with Rail Clips

**680423** Glove Box Holder for 3 Boxes, mounts directly to cart body



**680432** Glove Box Holder for 2 Boxes with Rail Clips

**680433** Glove Box Holder for 2 Boxes, mounts directly to cart body

**IV POLES**



**680401** IV Pole, 2 Prong

**680400** IV Pole, 4 Prong

**UL-IV2** IV Pole, 2 Prong, for Universal Line

**VS-IV2** IV Pole, 2 Prong, for V-Series



**OPT-IV2** IV Pole, 2 Prong, for Optimal Line



**MR-IV2** IV Pole, 2 Prong, for MR-Conditional Carts Only



**680425OHMS** IV Pole, 2 Prong for Short Overhead Monitor Shelf  
**680425TOHMS** IV Pole, 2 Prong for Tall Overhead Monitor Shelf

— IV Poles are available for other mounts — Please Call Harloff for More Information —

## KEYS & LOCKS



**40406** Replacement Cabinet Lock for Mini Line, Classic Line, V-Series and Universal Line

**40693-XXX** Replacement Key (please supply key number)



**640681** Replacement BEST® Lock for Optimal Line Carts


**40682-KEY** Replacement Key for Best® Cabinet Lock (please supply key number)



**640962** Replacement Mechanical Combination Pushbutton Lock



**40088** Breakaway Lock Seals, Numbered, Quantity of 100, Available in Yellow



**680443** 3" Breakaway Lock Kit

**680444** 6" Breakaway Lock Kit

**680446** 9" Breakaway Lock Kit

**680448** 12" Breakaway Lock Kit

**680454** 24" Breakaway Lock Kit

**680460** 30" Breakaway Lock Kit

— Other Breakaway Lock Kits Available —  
— Please Call Harloff for More Information —

## MISCELLANEOUS ACCESSORIES



**602005** Drawer Labeling Kit, Pack of 10



**CTI RACK** Chest Tube Insertion Rack, Holds 28 Tubes



**680412** Coat and Hat Rack  
**680412ADJ** Coat and Hat Rack, Adjustable



**680415** Tape and Label Dispenser with Rail Clips  
Dimensions: 3.57" H x 9.5" W x 4.6" D

**MRI CONDITIONAL ACCESSORIES**



**MR-4TILT** 4-Compartment Tilt Bin, with Mounting Clip for MR-Conditional Carts  
**MR-5TILT** 5-Compartment Tilt Bin, with Mounting Clip for MR-Conditional Carts  
**MR-6TILT** 6-Compartment Tilt Bin, with Mounting Clip for MR-Conditional Carts



**MR-CARDBRD** Cardiac Board and Mounting Brackets, for MR-Conditional Carts



**MR-IV2** IV Pole, for MR-Conditional Carts



**MR-RBR2** 2 Tier Raised Back Rail, for MR-Conditional Carts  
**MR-RBR3** 3 Tier Raised Back Rail, for MR-Conditional Carts



**MR-ALO2** Oxygen Tank Holder with Bracket, for MR-Conditional Carts



**MR-3EXTRAY** 3" Exchange Tray with Adjustable Dividers, Fits 2 per drawer  
 Dimensions: 2.5" H x 11" W x 16.5" D



**MR-6EXTRAY** 6" Exchange Tray with Adjustable Dividers, Fits 2 per drawer  
 Dimensions: 5.25" H x 11" W x 16.5" D



**MR-UHOOKS4** MR-Conditional Utility Hooks, Set of 4



**MR-SR** Side Rail, for MR-Conditional Carts



**MR-3GSHARPS**  
 MR-Conditional Bemis® Sharps Container with Bracket



**MR-UNIVSHRP**  
 MR-Conditional Sharps Bracket, Universal



**MR-3GWASTE**  
 MR-Conditional Waste Container with Bracket



**MR-8QWASTE** Plastic Waste Container without Cover, 2 gallon  
 Dimensions: 10" H x 9.5" W x 6.5" D



**MR-RLHK** Rail Hook, MR-Conditional

**NARCOTIC BOXES FOR DRAWERS & SIDE CABINETS**



**68143** Locking Narcotics Drawers, Full Drawer, for Classic Line  
**68133** 1/2 Drawer  
**68123** 1/3 Drawer



**CS-4FLN** Full Locking Narcotics Box for 4" Drawer, Optimal Line Cassette Carts only  
**CS-8FLN** Full Locking Narcotics Box for 8" Drawer, Optimal Line Cassette Carts only



— Side Mounted Storage Cabinets —

**680470L** Locking Side Mounted Cabinet with 2 Adjustable Shelves (Left)  
**680470R** Locking Side Mounted Cabinet with 2 Adjustable Shelves (Right)  
 Dimensions: 30.4" H x 18" W x 6.7" D



— Side Mounted Scope Cabinets —

**680350** Side Mounted Scope Cabinet, holds four scopes  
 Dimensions: 48" H x 16.25" W x 6.25" D  
**680351** Side Mounted Scope Cabinet, holds Two scopes  
 Dimensions: 48" H x 8" W x 6.25" D

— Other Locking Drawers Available —  
 — Please Call Harloff for More Info —



## OXYGEN TANK HOLDERS



**AL680403** Oxygen Tank Holder, for D/E Cylinders



**VS-AL02** Oxygen Tank Holder with Bracket, for V-Series

**UL-AL02** Oxygen Tank Holder with Bracket, for Universal Line



**MR-02** Oxygen Tank Holder with Bracket, for MR-Conditional Carts

*As a fully equipped U.S.-based factory, Harloff can design and build specialized accessories for unique facility needs.*

## PUSH HANDLES/TOP RAILS/SIDE RAILS



**680342** Offset Push Handle, Flat Rail Style

**680343** Offset Push Handle, Tubular Style



**68161** Aluminum Push Handle/Side Rail, 16"

**68162** Aluminum Push Handle/Side Rail, 24"

**OPT-SR** Side Rail, for Optimal Line



**68160** Top Rail and Push Handle, Stainless Steel, for Classic Line

**68165** Top Rail and Push Handle, Stainless Steel, for GP Line and Instrument Carts



**UL-TOPRAIL** Top Rail Push Handle, Painted Steel, for Universal Line



**MINI-TOPRAIL** Top Rail and Push Handle, Stainless Steel, for Mini Line



**VS-RAIL** Top Rail and Push Handle, Painted Steel, for V-Series



**MR-SR** Side Rail, MR-Conditional Carts

## RAISED BACK RAIL SYSTEMS



**68163** Raised Back Rail System, 2-Tier, 24" Rails, for Classic Line

**UL-RBR2** Raised Back Rail System, 2-Tier, 24" Rails, for Universal Line Carts



**68157** Raised Back Rail System, 3-Tier, 24" Rails, for Classic Line

**UL-RBR3** Raised Back Rail System, 3-Tier, 24" Rails, for Universal Line Carts



**MINI-RBR** Raised Back Rail System, 2-Tier, 18" Rails, for Mini Line Carts



**OPT-RBR3** Raised Back Rail System, 3 Tier, for Optimal Line

**OPT-RBR2** Raised Back Rail System, 2 Tier, for Optimal Line



**MR-RBR3** Raised Back Rail System, 3 Tier, for MR-Conditional Carts

**MR-RBR2** Raised Back Rail System, 2 Tier, for MR-Conditional Carts

## SHARPS CONTAINERS



**684802** 3 Gal Bemis® Sharps Container with Wire Holder and Mounting Bracket

**40838** Sharps Bracket for 3 Gallon Sharps Container

**40836** Replacement Bemis® 3 Gallon Sharps Container

**684803** 3 Gallon Bemis® Sharps Container with locking bracket

**683801** Sharps Adapter Bracket for mounting back rail or side rail

**VS-3GSHARPS** 3 Gal Bemis® Sharps Container with Wire Holder and Mounting Bracket, for V-Series



**684810** Bemis® Locking Sharps Holder, Includes 5 Qt. Sharps Container (40837)

**40835** Replacement Bemis® Locking Sharps Box

**40837** Replacement Bemis® 5 Quart Sharps Container



**684811** Bemis® Locking Sharps Holder with Glove Box Holder (680445) includes 5 Qt. Sharps Container (40837)

**40837** Replacement 5 Quart Bemis® Sharps Container

**40833** Glove Box only



**681702** Sharps Bracket, Universal

**VS-UNIVSHRP** Sharps Bracket, Universal, for V-Series

## SHELVING



**680300** Side Mounted Drop Shelf without Lip

**VS-DRPSHELF** Side Mounted Drop Shelf without Lip, for V-Series



**PC-ARM** Articulating Arm with Laptop Shelf



**680325** Laptop Shelf, Mounts to Back of Cart, Adjustable Height, Swivels



**UL-OVERHDSHRT** Short Overhead Shelf System (for Universal Line). Includes Set of Shelf Supports and Two 14" Monitor Shelves

**UL-OVERHDTL** Tall Overhead Shelf System (for Universal Line). Includes Set of Tall Shelf Supports with Multiple Mounting Locations and Two 14" Monitor Shelves



**680319** Short Overhead Shelf System, for Classic Line. Includes Set of Shelf Supports and Two 14" Monitor Shelves.

### Overhead Shelving Replacement Parts

**680311FI** Short Aluminum Overhead Shelf Support Set (for field installation)

**680310FI** Tall Aluminum Overhead Shelf Support Set (for field installation)

**680312** 14" Overhead Shelf, Painted Steel

**680314** 14" Overhead Shelf, Stainless Steel

**680313** 20" Overhead Shelf, Painted Steel

**680315** 20" Overhead Shelf, Stainless Steel

**680317** Rubber Mat for Overhead Shelf

**680318** Hold-Down Velcro Strap for Overhead Shelf

**680313-RAIL** Aluminum Back Rail for Overhead Shelf Supports



**680320** Tall Overhead Shelf System, for Classic Line. Includes Set of Tall Shelf Supports with Multiple Mounting Locations and Two 14" Monitor Shelves.



**68032** Stainless Steel Adjustable Overhead Shelf, for Classic Line

**68032-A-BAR** Additional Accessory Bar for 68032



**68121** Adjustable Shelf for 6200 and 6201



**680305** Suction Unit Holder with Corner Bumpers

**680308** Suction Unit Holder



**680321** Standard Defibrillator Shelf  
Inside Dimensions: 12" D x 20" L

**680322** Deep Defibrillator Shelf  
Inside Dimensions: 14.6" D x 16" L



**602106** Top Compartment for Fiberglass Bandages by BSN® and 3M®  
Dimensions: 22" H x 26" W x 13" D

## TILT BINS

### — Classic Tilt Bins —



**683803** Tilt Bin, 4-Compartments, with Rail Clips



**683804** Tilt Bin, 5-Compartments, with Rail Clips



**683805** Tilt Bin, 6-Compartments, with Rail Clips

### — MR-Conditional Tilt Bins —



**MR-4TILT** Tilt Bin, 4-Compartment MR-Conditional, with Rail Clips



**MR-5TILT** Tilt Bin, 5-Compartment, MR-Conditional, with Rail Clips



**MR-6TILT** Tilt Bin, 6-Compartment, MR-Conditional, with Rail Clips

## TOPS FOR CARTS



**40106** Plastic Top, for Classic Line

**40254** Plastic Top, for GP Line and Instrument Carts

**40102** Plastic Top, for Mini Line

**40104** Plastic Top, for ETC Line

**VS-PLTOP** Plastic Top, for V-Series



**40333** Plastic Top, for Cassette Carts

**40332** Plastic Top, for MR-Conditional Carts



**68152** Stainless Steel Top, for Classic Line

**68152MS** Painted Steel Top, for Classic Line



**40320** Plastic Top, for Universal Line

## UTILITY & RAIL HOOKS



**680402** Utility Hooks, Set of 4



**OPT-RLHK** Rail Hook



**MR-RLHK** Rail Hook for MR-Conditional



**680419** Rail Clip

## WASTE CONTAINERS



**684801** Plastic Waste Container Mounting Bracket without Cover, 3 Gal.

**40817** Plastic 3 Gallon Waste Container Adapter Bracket for mounting back rail or side rail

**VS-3GWASTE** Plastic Waste Container Mounting Bracket without Cover, 3 Gal., for V-Series



**680408** Plastic Waste Container without Cover, 2 gallon  
Dimensions: 10" H x 9.5" W x 6.5" D



**AL680435** Aluminum Waste Container and Mounting Bracket without Lid

**AL680436** Aluminum Waste Container and Mounting Bracket with lid  
Dimensions: 13.5" H x 6.25" W x 13" D



**680409** Waste Container and Mounting Bracket with Lid

Dimensions: 16" H x 10.5" W x 4.5" D



Harloff stocks a selection of popular carts and cabinets in our QuickShip program. The carts listed to the right will ship within 5 business days after receipt of order to fulfill urgent customer requirements. QuickShip orders are limited to quantities of 5 or less. Call Harloff for details on the QuickShip program.

MODEL #	COLOR	TYPE OF CART/CABINET	LEAD TIME
<b>6400Q</b>	Red	Emergency Cart	5 Days
<b>6401Q</b>	Red	Emergency Cart	5 Days
<b>6300Q</b>	Red	Emergency Cart	5 Days
<b>6301Q</b>	Red	Emergency Cart	5 Days
<b>V30-6EMBRD</b>	Red	V-Series Emergency Cart	5 Days
<b>V30-6BRD</b>	Red	V-Series Emergency Cart	5 Days
<b>V24-4EMSRD</b>	Red	V-Series Emergency Cart	5 Days
<b>6350Q</b>	Beige	Anesthesia Cart/All-Purpose Cart	5 Days
<b>6450Q</b>	Beige	Anesthesia Cart/All-Purpose Cart	5 Days
<b>6510Q</b>	Yellow	Isolation Cart	5 Days
<b>6520Q</b>	Yellow	Isolation Cart	5 Days
<b>6200Q</b>	Beige	Treatment Cart	5 Days
<b>6201Q</b>	Beige	Treatment Cart	5 Days
<b>2701BG</b>	Beige	Narcotics Cabinet	3 Days
<b>2702BG</b>	Beige	Narcotics Cabinet	3 Days
<b>2703BG</b>	Beige	Narcotics Cabinet	3 Days
<b>2710BG</b>	Beige	Narcotics Cabinet	3 Days
<b>2720BG</b>	Beige	Narcotics Cabinet	3 Days
<b>2730BG</b>	Beige	Narcotics Cabinet	3 Days

# DIMENSIONS & SPECIFICATIONS

## ALUMINUM UNIVERSAL LINE CARTS

### Medium Height Cabinets



MODEL	DRAWER CONFIGURATION	OVERALL DIMENSIONS	WORK SURFACE HEIGHT	NET WEIGHT
AL808K3	1-6" (16.5 cm) 2-9.75" (24.8 cm)	41" H x 31" W x 24.75" D (122 cm H x 78.7 cm W x 63 cm D)	38" (96.5 cm)	87 lbs (39.5kg)
AL808K3-INF	1-6" (16.5 cm) 2-9.75" (24.8 cm)	68.25" H x 31" W x 24.75" D (174 cm x 79 cm x 63 cm) height includes coat and hat rack	38" (96.5 cm)	89 lbs (40.4 kg)
AL808K4	1-3.25" (8.3 cm) 2-6.5" (16.5 cm) 1-9.75" (24.8 cm)	41" H x 31" W x 24.75" D (122 cm H x 78.7 cm W x 63 cm D)	38" (96.5 cm)	87 lbs (39.5 kg)
AL808K4-INF	1-3.25" (8.3 cm) 2-6.5" (16.5 cm) 1-9.75" (24.8 cm)	68.25" H x 31" W x 24.75" D (174 cm x 79 cm x 63 cm) height includes coat and hat rack	38" (96.5 cm)	89 lbs (40.4 kg)
AL808M4	1-3.25" (8.3 cm) 2-6.5" (16.5 cm) 1-9.75" (24.8 cm)	41" H x 31" W x 24.75" D (122 cm H x 78.7 cm W x 63 cm D)	38" (96.5 cm)	87 lbs (39.5 kg)
AL808B5	3-3.25" (8.3 cm) 1-6.5" (16.5 cm) 1-9.75" (24.8 cm)	41" H x 31" W x 24.75" D (122 cm H x 78.7 cm W x 63 cm D)	38" (96.5 cm)	90 lbs (40.8 kg)
AL808B5-EMG	3-3.25" (8.3 cm) 1-6.5" (16.5 cm) 1-9.75" (24.8 cm)	64.5" H x 35" W x 24.75" D (164 cm H x 89 cm W x 63 cm D), IV pole extends to 82" (208 cm) H	38" (96.5 cm)	108 lbs (49 kg)
AL808K5	3-3.25" (8.3 cm) 1-6.5" (16.5 cm) 1-9.75" (24.8 cm)	41" H x 31" W x 24.75" D (122 cm H x 78.7 cm W x 63 cm D)	38" (96.5 cm)	90 lbs (40.8 kg)
AL808K5-ANS	3-3.25" (8.3 cm) 1-6.5" (16.5 cm) 1-9.75" (24.8 cm)	63" H x 31" W x 24.75" D (160 cm H x 78.7 cm W x 63 cm D) height includes back rail	38" (96.5 cm)	98 lbs (44.5 kg)
AL808K5-ANS2	3-3.25" (8.3 cm) 1-6.5" (16.5 cm) 1-9.75" (24.8 cm)	63" H x 45.5" W x 24.75" D (160 cm H x 115.5 cm W x 63 cm D) height includes back rail	38" (96.5 cm)	108 lbs (49 kg)
AL808M5	3-3.25" (8.3 cm) 1-6.5" (16.5 cm) 1-9.75" (24.8 cm)	41" H x 31" W x 24.75" D (122 cm H x 78.7 cm W x 63 cm D)	38" (96.5 cm)	90 lbs (40.8 kg)
AL808M5-ANS	3-3.25" (8.3 cm) 1-6.5" (16.5 cm) 1-9.75" (24.8 cm)	63" H x 31" W x 24.75" D (160 cm H x 78.7 cm W x 63 cm D) height includes back rail	38" (96.5 cm)	98 lbs (44.5 kg)
AL808M5-ANS2	3-3.25" (8.3 cm) 1-6.5" (16.5 cm) 1-9.75" (24.8 cm)	63" H x 45.5" W x 24.75" D (160 cm H x 115.5 cm W x 63 cm D) height includes back rail	38" (96.5 cm)	108 lbs (49 kg)

### Tall Height Cabinets



AL809K3	3-9.75" (24.8 cm)	44.5" H x 31" W x 24.75" D (113 cm H x 78.7 cm W x 63 cm D)	41.5" (105.4 cm)	96 lbs (43.5 kg)
AL809K3-INF	3-9.75" (24.8 cm)	71.75" H x 31" W x 24.75" D (182.2 cm H x 78.7 cm W x 63 cm D) height includes coat and hat rack	41.5" (105.4 cm)	98 lbs (44.5 kg)
AL809K4	1-3.25" (8.3 cm), 1-6.5" (16.5 cm), 2-9.75" (24.8 cm)	44.5" H x 31" W x 24.75" D (113 cm H x 78.7 cm W x 63 cm D)	41.5" (105.4 cm)	98 lbs (44.5 kg)
AL809K4-INF	1-3.25" (8.3 cm), 1-6.5" (16.5 cm), 2-9.75" (24.8 cm)	71.75" H x 31" W x 24.75" D (182.2 cm H x 78.7 cm W x 63 cm D) height includes coat and hat rack	41.5" (105.4 cm)	100 lbs (45.4 kg)
AL809B6	4-3.25" (8.3 cm), 1-6.5" (16.5 cm), 1-9.75" (24.8 cm)	44.5" H x 31" W x 24.75" D (113 cm H x 78.7 cm W x 63 cm D)	41.5" (105.4 cm)	103 lbs (46.7 kg)
AL809B6-EMG	4-3.25" (8.3 cm), 1-6.5" (16.5 cm), 1-9.75" (24.8 cm)	67.75" H x 35" W x 24.7" D (172.1 cm H x 89 cm W x 62.9 cm D), IV pole extends to 85.25" H (216 cm)	41.5" (105.4 cm)	121 lbs (55 kg)
AL809K6	4-3.25" (8.3 cm), 1-6.5" (16.5 cm), 1-9.75" (24.8 cm)	44.5" H x 31" W x 24.75" D (113 cm H x 78.7 cm W x 63 cm D)	41.5" (105.4 cm)	103 lbs (46.7 kg)
AL809K6-ANS	4-3.25" (8.3 cm), 1-6.5" (16.5 cm), 1-9.75" (24.8 cm)	66.5" H x 32.5" W x 24.75" D (169 cm H x 83 cm W x 63 cm D) height includes back rail system	41.5" (105.4 cm)	111 lbs (50.3 kg)
AL809K6-ANS2	4-3.25" (8.3 cm), 1-6.5" (16.5 cm), 1-9.75" (24.8 cm)	66.5" H x 45.5" W x 24.75" D (169 cm H x 115.5 cm W x 63 cm D) height includes back rail system	41.5" (105.4 cm)	121 lbs (54.8 kg)
AL809M6	4-3.25" (8.3 cm), 1-6.5" (16.5 cm), 1-9.75" (24.8 cm)	44.5" H x 31" W x 24.75" D (113 cm H x 78.7 cm W x 63 cm D)	41.5" (105.4 cm)	103 lbs (46.7 kg)
AL809M6-ANS	4-3.25" (8.3 cm), 1-6.5" (16.5 cm), 1-9.75" (24.8 cm)	66.5" H x 32.5" W x 24.75" D (169 cm H x 83 cm W x 63 cm D) height includes back rail system	41.5" (105.4 cm)	111 lbs (50.3 kg)
AL809M6-ANS2	4-3.25" (8.3 cm), 1-6.5" (16.5 cm), 1-9.75" (24.8 cm)	66.5" H x 45.5" W x 24.75" D (169 cm H x 115.5 cm W x 63 cm D) height includes back rail system	41.5" (105.4 cm)	121 lbs (54.8 kg)

## ALUMINUM UNIVERSAL LINE CARTS

### Tall Height Cabinets *(continued)*

MODEL	DRAWER CONFIGURATION	OVERALL DIMENSIONS	WORK SURFACE HEIGHT	NET WEIGHT
<b>AL809EK6</b>	4-3.25" (8.3 cm), 1-6.5" (16.5 cm), 1-9.75" (24.8 cm)	44.5" H x 31" W x 24.75" D (113 cm H x 78.7 cm W x 63 cm D)	41.5" (105.4 cm)	103 lbs (46.7 kg)
<b>AL809EK6-EMG</b>	4-3.25" (8.3 cm), 1-6.5" (16.5 cm), 1-9.75" (24.8 cm)	67.75" H x 35" W x 24.7" D (172.1 cm H x 89 cm W x 62.9 cm D), IV pole extends to 85.25" H (216 cm)	41.5" (105.4 cm)	121 lbs (54.8 kg)
<b>AL809EK6-ANS</b>	4-3.25" (8.3 cm), 1-6.5" (16.5 cm), 1-9.75" (24.8 cm)	66.5" H x 32.5" W x 24.75" D (169 cm H x 83 cm W x 63 cm D) height includes back rail system	41.5" (105.4 cm)	111 lbs (50.3 kg)

### Super Height Cabinets



<b>AL810B7</b>	5-3.25" (8.3 cm), 1-6.5" (16.5 cm), 1-9.75" (24.8 cm)	48" H x 31" W x 24.75" D (122 cm H x 78.7 cm W x 63 cm D)	45" (114 cm)	110 lbs (50 kg)
<b>AL810B7-EMG</b>	5-3.25" (8.3 cm), 1-6.5" (16.5 cm), 1-9.75" (24.8 cm)	71.25" H x 35" W x 24.7" D (181 cm H x 89 cm W x 62.9 cm D), IV pole extends to 88.5" H (224.8 cm)	45" (114 cm)	128 lbs (58 kg)
<b>AL810K7</b>	5-3.25" (8.3 cm), 1-6.5" (16.5 cm), 1-9.75" (24.8 cm)	48" H x 31" W x 24.75" D (122 cm H x 78.7 cm W x 63 cm D)	45" (114 cm)	110 lbs (50 kg)
<b>AL810K7-ANS</b>	5-3.25" (8.3 cm), 1-6.5" (16.5 cm), 1-9.75" (24.8 cm)	69.75" H x 32.5" W x 24.75" D (122 cm H x 79 cm W x 63 cm D) height includes back rail system	45" (114 cm)	118 lbs (53.5 kg)
<b>AL810K7-ANS2</b>	5-3.25" (8.3 cm), 1-6.5" (16.5 cm), 1-9.75" (24.8 cm)	69.75" H x 45.5" W x 24.75" D (122 cm H x 115.5 cm W x 63 cm D) height includes back rail system	45" (114 cm)	128 lbs (58 kg)
<b>AL810M7</b>	5-3.25" (8.3 cm), 1-6.5" (16.5 cm), 1-9.75" (24.8 cm)	48" H x 31" W x 24.75" D (122 cm H x 78.7 cm W x 63 cm D)	45" (114 cm)	110 lbs (50 kg)
<b>AL810M7-ANS</b>	5-3.25" (8.3 cm), 1-6.5" (16.5 cm), 1-9.75" (24.8 cm)	69.75" H x 32.5" W x 24.75" D (122 cm H x 79 cm W x 63 cm D) height includes back rail system	45" (114 cm)	118 lbs (53.5 kg)
<b>AL810M7-ANS2</b>	5-3.25" (8.3 cm), 1-6.5" (16.5 cm), 1-9.75" (24.8 cm)	69.75" H x 45.5" W x 24.75" D (122 cm H x 115.5 cm W x 63 cm D) height includes back rail system	45" (114 cm)	128 lbs (58 kg)

## CLASSIC LINE CARTS

### Short Height Cabinets



<b>6230</b>	1-3" (7.6 cm) Drawer and 1-21" (53.34 cm) Storage Compartment	35.5" H x 32" W x 22" D (90.2 cm H x 81.3 cm W x 55.9 cm D)	34" (86.4 cm)	87 lbs (39.5 kg)
<b>6300</b>	2-3" (7.6 cm), 1-6" (15.2 cm), 1-12" (30.5 cm)	38.5" H x 32" W x 22" D (97.8 cm H x 81.3 cm W x 55.9 cm D)	34" (86.4 cm)	107 lbs (48.5 kg)
<b>6301</b>	2-3" (7.6 cm), 1-6" (15.2 cm), 1-12" (30.5 cm)	61" H x 38" W x 22" D (155 cm H x 96.5 cm W x 55.9 cm D) height includes IV pole - extends to 79" H (200.6 cm)	34" (86.4 cm)	133 lbs (60.3 kg)
<b>6330</b>	3-3" (7.6 cm), 1-6" (15.2 cm), 1-9" (22.9 cm)	38.5" H x 32" W x 22" D (97.8 cm H x 81.3 cm W x 55.9 cm D)	34" (86.4 cm)	118 lbs (53.5 kg)
<b>6331</b>	3-3" (7.6 cm), 1-6" (15.2 cm), 1-9" (22.9 cm)	61" H x 38" W x 22" D (155 cm H x 96.5 cm W x 55.9 cm D) height includes IV pole - extends to 79" H (200.6 cm)	34" (86.4 cm)	136 lbs (61.7 kg)
<b>6350</b>	2-3" (7.6 cm), 1-6" (15.2 cm), 1-12" (30.5 cm)	35.5" H x 32" W x 22" D (90.2 cm H x 81.3 cm W x 55.9 cm D)	34" (86.4 cm)	109 lb (49.4 kg)
<b>6351</b>	2-3" (7.6 cm), 1-6" (15.2 cm), 1-12" (30.5 cm)	51.5" H x 32" W x 22" D (130.8 cm H x 81.3 cm W x 55.9 cm D) height includes back rail system	34" (86.4 cm)	116 lb (52.6 kg)
<b>7350</b>	2-3" (7.6 cm), 1-6" (15.2 cm), 1-12" (30.5 cm)	36.5" H x 32" W x 22" D (92.7 cm H x 81.3 cm W x 55.9 cm D)	34" (86.4 cm)	112 lb (50.8 kg)
<b>7351</b>	2-3" (7.6 cm), 1-6" (15.2 cm), 1-12" (30.5 cm)	52" H x 32" W x 22" D (132 cm H x 81.3 cm W x 55.9 cm D) height includes back rail system	34" (86.4 cm)	119 lb (53.9 kg)



# DIMENSIONS & SPECIFICATIONS

## CLASSIC LINE CARTS

### Tall Height Cabinets



MODEL	DRAWER CONFIGURATION	OVERALL DIMENSIONS	WORK SURFACE HEIGHT	NET WEIGHT
6200	1-3" (7.6 cm), 1-6" (15.2 cm) Drawers and 1-21" (53.34 cm) Storage Compartment	41.5" H x 32" W x 22" D (105.4 cm H x 81.3 cm W x 55.9 cm D)	40.4" (102.6 cm)	104 lbs (47.2 kg)
6201	1-3" (7.6 cm), 1-6" (15.2 cm) Drawers and 1-21" (53.34 cm) Storage Compartment	44.5" H x 32" W x 22" D (113 cm H x 81.3 cm W x 55.9 cm D)	40.4" (102.6 cm)	117 lbs (53 kg)
6400	4-3" (7.6 cm), 1-6" (15.2 cm), 1-12" (30.5 cm)	44.5" H x 32" W x 22" D (113 cm H x 81.3 cm W x 55.9 cm D)	40.4" (102.6 cm)	131 lbs (59.4 kg)
6400PEC	1-6" (15.2 cm), 8-3" (7.6 cm)	44.5" H x 32" W x 22" D (113 cm H x 81.3 cm W x 55.9 cm D)	40.4" (102.6 cm)	150 lbs (68 kg)
6401	4-3" (7.6 cm), 1-6" (15.2 cm), 1-12" (30.5 cm)	67" H x 38" W x 22" D (170 cm H x 96.5 cm W x 55.9 cm D) height includes IV Pole - extends to 85" H / 216 cm	40.4" (102.6 cm)	155 lbs (70.3 kg)
6401PEC	1-6" (15.2 cm), 8-3" (7.6 cm)	67" H x 38" W x 22" D (170 cm H x 96.5 cm W x 55.9 cm D) height includes IV Pole - extends to 85" H / 216 cm	40.4" (102.6 cm)	174 lbs (78.9 kg)
6403	4-3" (7.6 cm), 1-6" (15.2 cm) Drawers and 1-12" (30.5 cm) Storage Compartment with Flip-Up Door	67" H x 38" W x 22" D (170 cm H x 96.5 cm W x 55.9 cm D) height includes IV Pole - extends to 85" H / 216 cm	40.4" (102.6 cm)	152 lbs (68.9 kg)
6411	1-6" (15.2 cm), 3-3" (7.6 cm), 1-6" (15.2 cm), 1-9" (22.9 cm)	67" H x 47.5" W x 22" D (170 cm H x 120.6 cm W x 55.9 cm D) height includes IV Pole - extends to 85" H / 216 cm	40.4" (102.6 cm)	191 lbs (86.6 kg)
6450	4-3" (7.6 cm), 1-6" (15.2 cm), 1-12" (30.5 cm)	41.5" H x 32" W x 22" D (105.4 cm H x 81.3 cm W x 55.9 cm D)	40.4" (102.6 cm)	132 lbs (59.9 kg)
6451	4-3" (7.6 cm), 1-6" (15.2 cm), 1-12" (30.5 cm)	56.75" H x 32" W x 22" D (144 cm H x 81.3 cm W x 55.9 cm D) height includes back rail system	40.4" (102.6 cm)	139 lbs (63 kg)
6456	4-3" (7.6 cm), 1-6" (15.2 cm), 1-12" (30.5 cm)	56.75" H x 44" W x 22" D (144 cm H x 111.76 cm W x 55.9 cm D) height includes back rail system	40.4" (102.6 cm)	173 lbs (78.5 kg)
6457	4-3" (7.6 cm), 1-6" (15.2 cm), 1-12" (30.5 cm)	58.4" H x 40" W x 25" D (148.3 cm H x 101.6 cm W x 63.5 cm D) Full height of adjustable shelf: 62.6" / 159 cm H	40.4" (102.6 cm)	183 lbs (83 kg)
6510	1-6" (15.2 cm), 2-12" (30.5 cm)	41.5" H x 32" W x 22" D (105.4 cm H x 81.3 cm W x 55.9 cm D)	40.4" (102.6 cm)	112 lbs (50.8 kg)
6511	1-6" (15.2 cm), 2-12" (30.5 cm)	60.7" H x 32" W x 22" D (154.2 cm H x 81.3 cm W x 55.9 cm D) height includes coat and hat rack	40.4" (102.6 cm)	114 lbs (51.7 kg)
6520	1-3" (7.6 cm), 3-9" (22.9 cm)	41.5" H x 32" W x 22" D (105.4 cm H x 81.3 cm W x 55.9 cm D)	40.4" (102.6 cm)	116 lbs (52.6 kg)
6521	1-3" (7.6 cm), 3-9" (22.9 cm)	60.7" H x 32" W x 22" D (154.2 cm H x 81.3 cm W x 55.9 cm D) height includes coat and hat rack	40.4" (102.6 cm)	119 lbs (54 kg)
6610	6-3" (7.6 cm), 2-6" (15.2 cm)	41.5" H x 32" W x 22" D (105.4 cm H x 81.3 cm W x 55.9 cm D)	40.4" (102.6 cm)	150 lbs (68 kg)
6611	6-3" (7.6 cm), 2-6" (15.2 cm)	44.5" H x 32" W x 22" D (113 cm H x 81.3 cm W x 55.9 cm D)	40.4" (102.6 cm)	152 lbs (68.9 kg)
6640	1-3" (7.6 cm), 1-6" (15.2 cm)	41.5" H x 32" W x 22" D (105.4 cm H x 81.3 cm W x 55.9 cm D)	40.4" (102.6 cm)	145 lbs (65.8 kg)
6641	1-3" (7.6 cm), 1-6" (15.2 cm)	67" H x 32" W x 22" D (170 cm H x 81.3 cm W x 55.9 cm D) height includes IV Pole - extends to 85" H / 216 cm	40.4" (102.6 cm)	161 lbs (73 kg)
6650	3-3" (7.6 cm), 2-6" (15.2 cm), 1-9" (22.9 cm)	65.2" H x 40" W x 25" D (166.4 cm H x 101.6 cm W x 63.5 cm D)	40.4" (102.6 cm)	168 lbs (76.2 kg)
6651	3-3" (7.6 cm), 2-6" (15.2 cm), 1-9" (22.9 cm)	73.4" x 40" W x 25" D (186.4 cm H x 101.6 cm W x 63.5 cm D)	40.4" (102.6 cm)	166 lbs (75.3 kg)
7200	1-3" (7.6 cm), 1-6" (15.2 cm) Drawers and 1-21" (53.34 cm) Storage Compartment	42.5" H x 32" W x 22" D (108 cm H x 81.3 cm W x 55.9 cm D)	40.4" (102.6 cm)	105 lbs (47.6 kg)

## CLASSIC LINE CARTS

### Tall Height Cabinets *(continued)*

MODEL	DRAWER CONFIGURATION	OVERALL DIMENSIONS	WORK SURFACE HEIGHT	NET WEIGHT
7450	4-3" (7.6 cm), 1-6" (15.2 cm), 1-12" (30.5 cm)	42.5" H x 32" W x 22" D (108 cm H x 81.3 cm W x 55.9 cm D)	40.4" (102.6 cm)	134 lbs (60.8 kg)
7451	4-3" (7.6 cm), 1-6" (15.2 cm), 1-12" (30.5 cm)	56.75" H x 32" W x 22" D (144 cm H x 81.3 cm W x 55.9 cm D) height includes back rail system	40.4" (102.6 cm)	141 lbs (64 kg)
7456	4-3" (7.6 cm), 1-6" (15.2 cm), 1-12" (30.5 cm)	56.75" H x 44" W x 22" D (144 cm H x 111.76 cm W x 55.9 cm D) height includes back rail system	40.4" (102.6 cm)	175 lbs (79.4 kg)

## V-SERIES CARTS

### Short Height Cabinets



V24-3K	1-6" (15.2 cm), 2-9" (22.9 cm)	34" H x 29.5" W x 22" D (86.4 cm H x 74.9 cm W x 55.9 cm D)	34" (86.4 cm)	88 lbs (40 kg)
V24-4K	2-3" (7.6 cm), 1-6" (15.2 cm), 1-12" (30.5 cm)	34" H x 29.5" W x 22" D (86.4 cm H x 74.9 cm W x 55.9 cm D)	34" (86.4 cm)	88 lbs (40 kg)
V24-4B	2-3" (7.6 cm), 1-6" (15.2 cm), 1-12" (30.5 cm)	34" H x 29.5" W x 22" D (86.4 cm H x 74.9 cm W x 55.9 cm D)	34" (86.4 cm)	88 lbs (40 kg)
V24-4EMG	2-3" (7.6 cm), 1-6" (15.2 cm), 1-12" (30.5 cm)	61.5" H x 33.25" W x 22.5" D (156.2 cm H x 96.5 cm W x 55.9 cm D) height includes IV pole - extends to 79" H (200.6 cm)	34" (86.4 cm)	110 lbs (49.9 kg)
V24-5K	3-3" (7.6 cm), 1-6" (15.2 cm), 1-9" (22.9 cm)	34" H x 29.5" W x 22" D (86.4 cm H x 74.9 cm W x 55.9 cm D)	34" (86.4 cm)	101 lbs (45.8 kg)

### Tall Height Cabinets



V30-2K	1-3" (7.6 cm), 1-6" (15.2 cm) Drawers and 1-21" (53.34 cm) Storage Compartment	40" H x 29.5" W x 22" D (101.6 cm H x 74.9 cm W x 55.9 cm D)	40" (101.6 cm)	90 lbs (40.8 kg)
V30-3K	1-6" (15.2 cm), 2-12" (30.5 cm)	40" H x 29.5" W x 22" D (101.6 cm H x 74.9 cm W x 55.9 cm D)	40" (101.6 cm)	102 lbs (46.3 kg)
V30-4K	1-3" (7.6 cm), 3-9" (22.9 cm)	40" H x 29.5" W x 22" D (101.6 cm H x 74.9 cm W x 55.9 cm D)	40" (101.6 cm)	105 lbs (47.6 kg)
V30-5K	2-3" (7.6 cm), 1-6" (15.2 cm), 2-9" (22.9 cm)	40" H x 29.5" W x 22" D (101.6 cm H x 74.9 cm W x 55.9 cm D)	40" (101.6 cm)	115 lbs (52.2 kg)
V30-6K	4-3" (7.6 cm), 1-6" (15.2 cm), 1-12" (30.5 cm)	40" H x 29.5" W x 22" D (101.6 cm H x 74.9 cm W x 55.9 cm D)	40" (101.6 cm)	118 lbs (53.5 kg)
V30-6B	4-3" (7.6 cm), 1-6" (15.2 cm), 1-12" (30.5 cm)	40" H x 29.5" W x 22" D (101.6 cm H x 74.9 cm W x 55.9 cm D)	40" (101.6 cm)	118 lbs (53.5 kg)
V30-6EMG	4-3" (7.6 cm), 1-6" (15.2 cm), 1-12" (30.5 cm)	67" H x 33.25" W x 22.5" D (170 cm H x 84.5 cm W x 57.2 cm D) height includes IV Pole - extends to 85" H / 216 cm H	40" (101.6 cm)	138 lbs (62.6 kg)

## MINI LINE CARTS

### Short Height Cabinets



3145B 3145K 3145M	3-3" (7.6 cm), 1-6" (15.2 cm), 1-9" (22.9 cm)	34.4" H x 18" W x 18" D (87.4 cm H x 45.7 cm W x 45.7 cm D)	33.4" (84.8 cm)	74 lbs (33.6 kg)
3143B 3143K 3143M	1-6" (15.2 cm), 2-9" (22.9 cm)	34.4" H x 18" W x 18" D (87.4 cm H x 45.7 cm W x 45.7 cm D)	33.4" (84.8 cm)	71 lbs (32.2 kg)
3145B-EMG	3-3" (7.6 cm), 1-6" (15.2 cm), 1-9" (22.9 cm)	63.25" H x 24.5" W x 20.5" D (160.7 cm H x 62.2 cm W x 52 cm D) height includes IV Pole - extends to 81.75" H / 207.6 cm H)	33.4" (84.8 cm)	83 lbs (37.6 kg)
3145K-ANS	3-3" (7.6 cm), 1-6" (15.2 cm), 1-9" (22.9 cm)	49.7" H x 21.25" W x 19.8" D (126.2 cm H x 54 cm W x 50.3 cm D) height includes back rail system	33.4" (84.8 cm)	93 lbs (42.2 kg)
3245B 3245K 3245M	3-3" (7.6 cm), 1-6" (15.2 cm), 1-9" (22.9 cm)	37" H x 19.5" W x 25" D (94 cm H x 49.5 cm W x 63.5 cm D)	36" (91.4 cm)	84 lbs (38.1 kg)
3245BPB	3-3" (7.6 cm), 1-6" (15.2 cm), 1-9" (22.9 cm)	52.5" H x 27.5" W x 25" D (133.4 cm H x 70 cm W x 63.5 cm D) includes accessories	36" (91.4 cm)	114 lbs (51.7 kg)

# DIMENSIONS & SPECIFICATIONS

## MINI LINE CARTS

### Short Height Cabinets

(continued)

MODEL	DRAWER CONFIGURATION	OVERALL DIMENSIONS	WORK SURFACE HEIGHT	NET WEIGHT
<b>3245B-EMG</b>	3-3" (7.6 cm), 1-6" (15.2 cm), 1-9" (22.9 cm)	66" H x 24.5 W x 25" D (167.6 cm H x 62.2 cm W x 63.5 cm D) height includes IV Pole - extends to 84.5" / 214.6 cm H	36" (91.4 cm)	93 lbs (42.2 kg)
<b>3245K-ANS</b>	3-3" (7.6 cm), 1-6" (15.2 cm), 1-9" (22.9 cm)	37" H x 19.5" W x 25" D (94 cm H x 49.5 cm W x 63.5 cm D)	36" (91.4 cm)	103 lbs (46.7 kg)
<b>AL3245B, AL3245K, AL3245M</b>	3-3" (7.6 cm), 1-6" (15.2 cm), 1-9" (22.9 cm)	37" H x 19.5" W x 25" D (94 cm H x 49.5 cm W x 63.5 cm D)	36" (91.4 cm)	64 lbs (29 kg)

### Tall Height Cabinets



<b>3154B, 3154K, 3154M</b>	1-3" (7.6 cm), 3-9" (22.9 cm)	40.75" H x 18" W x 18" D (103.5 cm H x 45.7 cm W x 45.7 cm D)	39.75" (100.9 cm)	76 lbs (34.5 kg)
<b>3156B, 3156K, 3156M</b>	3-3" (7.6 cm), 2-6" (15.2 cm), 1-9" (22.9 cm)	40.75" H x 18" W x 18" D (103.5 cm H x 45.7 cm W x 45.7 cm D)	39.75" (100.9 cm)	87 lbs (39.5 kg)
<b>3156B-EMG</b>	3-3" (7.6 cm), 2-6" (15.2 cm), 1-9" (22.9 cm)	66.25" H x 24.5" W x 20.5" D (168.3 cm H x 62.2 cm W x 52 cm D) height includes IV Pole - extends to 84.75" / 215.3 cm H	39.75" (100.9 cm)	96 lbs (43.5 kg)
<b>3156K-ANS</b>	3-3" (7.6 cm), 2-6" (15.2 cm), 1-9" (22.9 cm)	56" H x 21.25" W x 19.8" D (142.2 cm H x 54 cm W x 50.3 cm D) height includes back rail system	39.75" (100.9 cm)	97 lbs (44 kg)
<b>3254LPB</b>	1-3" (7.6 cm), 3-9" (22.9 cm)	58.75" H x 27.5" W x 25" D (149.2 cm H x 70 cm W x 63.5 cm D) includes accessories	42" (106.7 cm)	116 lbs (52.6 kg)
<b>3256KPB</b>	3-3" (7.6 cm), 2-6" (15.2 cm), 1-9" (22.9 cm)	58.75" H x 27.5" W x 25" D (149.2 cm H x 70 cm W x 63.5 cm D) includes accessories	42" (106.7 cm)	118 lbs (53.5 kg)
<b>3256B, 3256K, 3256M</b>	3-3" (7.6 cm), 2-6" (15.2 cm), 1-9" (22.9 cm)	43.5" H x 19.5" W x 25" D (110.5 cm H x 49.5 cm W x 63.5 cm D)	42" (106.7 cm)	97 lbs (44 kg)
<b>3256B-EMG</b>	3-3" (7.6 cm), 2-6" (15.2 cm), 1-9" (22.9 cm)	69" H x 24.5" W x 25" D (175.3 cm H x 62.2 cm W x 63.5 cm D) height includes IV Pole - extends to 87.5" / 222.25 cm H	42" (106.7 cm)	106 lbs (48 kg)
<b>3256K-ANS</b>	3-3" (7.6 cm), 2-6" (15.2 cm), 1-9" (22.9 cm)	58.75" H x 19.5" W x 25" D (149.2 cm H x 49.5 cm W x 63.5 cm D) height includes back rail system	42" (106.7 cm)	107 lbs (48.5 kg)
<b>AL3255EKC</b>	1-3" (7.6 cm), 3-6" (15.2 cm), 1-9" (22.9 cm)	40.75" H x 18" W x 18" D (103.5 cm H x 45.7 cm W x 45.7 cm D)	42" (106.7 cm)	76 lbs (34.4 kg)
<b>AL3256B, AL3256K, AL3256M</b>	3-3" (7.6 cm), 2-6" (15.2 cm), 1-9" (22.9 cm)	43.5" H x 19.5" W x 25" D (110.5 cm H x 49.5 cm W x 63.5 cm D)	42" (106.7 cm)	76 lbs (34.4 kg)

## ETC LINE CARTS

<b>ETC-3</b>	3-2.75" (6.98 cm) Drawers and 1-12" (30.5 cm) Open Storage Compartment	27.25" H x 23.38" W x 15.13" D (69.2 cm H x 59.4 cm W x 38.4 cm D)	27.75" (70.5 cm)	50 lbs (22.7 kg)
<b>ETC-4</b>	1-2.75" (6.98 cm), 3-5.75" (14.6 cm)	27.25" H x 23.38" W x 15.13" D (69.2 cm H x 59.4 cm W x 38.4 cm D)	27.75" (70.5 cm)	58 lbs (26.3 kg)
<b>ETC-5</b>	3-2.75" (6.98 cm), 2-5.75" (14.6 cm)	27.25" H x 23.38" W x 15.13" D (69.2 cm H x 59.4 cm W x 38.4 cm D)	27.75" (70.5 cm)	62 lbs (28 kg)

## GENERAL PURPOSE LINE CARTS



<b>6130</b>	2-3" (7.6 cm), 1-6" (15.2 cm), 2-9" (22.9 cm)	40.25" H x 28.5" W x 22.25" D (102.2 cm H x 72.4 cm W x 56.5 cm D)	40.25" (102.2 cm)	119 lbs (54 kg)
<b>6140</b>	4-3" (7.6 cm), 2-9" (22.9 cm)	40.25" H x 28.5" W x 22.25" D (102.2 cm H x 72.4 cm W x 56.5 cm D)	40.25" (102.2 cm)	124 lbs (56.2 kg)
<b>6145</b>	2-6" (15.2 cm), 2-9" (22.9 cm)	40.25" H x 28.5" W x 22.25" D (102.2 cm H x 72.4 cm W x 56.5 cm D)	40.25" (102.2 cm)	112 lbs (50.8 kg)
<b>6150</b>	2-3" (7.6 cm), 1-6" (15.2 cm) Drawers and 1-18" (45.7 cm) Storage Compartment	40.25" H x 28.5" W x 22.25" D (102.2 cm H x 72.4 cm W x 56.5 cm D)	40.25" (102.2 cm)	99 lbs (44.9 kg)



## GENERAL PURPOSE LINE CARTS

(continued)

MODEL	DRAWER CONFIGURATION	OVERALL DIMENSIONS	WORK SURFACE HEIGHT	NET WEIGHT
6151	2-3" (7.6 cm), 1-6" (15.2 cm) Drawers and 1-18" (45.7 cm) Storage Compartment	40.25" H x 28.5" W x 22.25" D (102.2 cm H x 72.4 cm W x 56.5 cm D)	40.75" (103.5 cm)	103 lbs (46.7 kg)
6161	2-3" (7.6 cm), 1-6" (15.2 cm) Drawers and 1-18" (45.7 cm) Storage Compartment	40.25" H x 28.5" W x 22.25" D (102.2 cm H x 72.4 cm W x 56.5 cm D)	40.75" (103.5 cm)	103 lbs (46.7 kg)

## INSTRUMENT CARTS



6725	2-3" (7.6 cm)	36.5"H x 23.75" W x 19.25" D (92.71 cm H x 60.33 cm W x 48.9 cm D)	36.5" (92.7 cm)	61 lbs (27.6 kg)
6726	2-3" (7.6 cm)	39.5" H x 25" W x 19.3" D (100.3 cm H x 63.5 cm W x 48.9 cm D)	37" (94 cm)	65 lbs (29.5 kg)
6735	2-3" (7.6 cm), 1-6" (15.2 cm)	36.5"H x 23.75" W x 19.25" D (92.71 cm H x 60.33 cm W x 48.9 cm D)	36.5" (92.7 cm)	71 lbs (32.2 kg)
6736	2-3" (7.6 cm), 1-6" (15.2 cm)	39.5" H x 25" W x 19.3" D (100.3 cm H x 63.5 cm W x 48.9 cm D)	37" (94 cm)	75 lbs (34 kg)
6745	1-3" (7.6 cm), 1-6" (15.2 cm), 1-9" (22.9 cm)	36.5"H x 23.75" W x 19.25" D (92.71 cm H x 60.33 cm W x 48.9 cm D)	36.5" (92.7 cm)	81 lbs (36.7 kg)
6746	1-3" (7.6 cm), 1-6" (15.2 cm), 1-9" (22.9 cm)	39.5" H x 25" W x 19.3" D (100.3 cm H x 63.5 cm W x 48.9 cm D)	37" (94 cm)	85 lbs (38.5 kg)

## CAST CARTS



6020	6-3" (7.6 cm), 2-6" (15.2 cm)	43" H x 43" W x 20.5" D (109.2 cm H x 109.2 cm W x 52 cm D) height with Pole: 77" / 195.6 cm	42.5" (107.9 cm)	179 lbs (81.2 kg)
6025	6-3" (7.6 cm), 2-6" (15.2 cm)	43" H x 43" W x 20.5" D (109.2 cm H x 109.2 cm W x 52 cm D) height with Pole: 77" / 195.6 cm	42.5" (107.9 cm)	207 lbs (93.9 kg)
6025-TC	6-3" (7.6 cm), 2-6" (15.2 cm)	65.5"H x 43" W x 20.5" D (166.4 cm H x 109.2 cm W x 52 cm D) height includes top storage box - 77" / 195.6 cm with pole)	n/a	226 lbs (102.5 kg)
6030	6-3" (7.6 cm), 2-6" (15.2 cm)	43" H x 43" W x 20.5" D (109.2 cm H x 109.2 cm W x 52 cm D) height with Pole: 77" / 195.6 cm	42.5" (107.9 cm)	178 lbs (80.7 kg)
6035	6-3" (7.6 cm), 2-6" (15.2 cm)	43" H x 43" W x 20.5" D (109.2 cm H x 109.2 cm W x 52 cm D) height with Pole: 77" / 195.6 cm	42.5" (107.9 cm)	208 lbs (94.3 kg)
6035-TC	6-3" (7.6 cm), 2-6" (15.2 cm)	65.5"H x 43" W x 20.5" D (166.4 cm H x 109.2 cm W x 52 cm D) height includes top storage box - 77" / 195.6 cm with pole)	n/a	227 lbs (102.9 kg)

## MRI CONDITIONAL CARTS

### Full Size Cabinets



MR6B	1-4" (10.2 cm), 2-3.25" (8.3 cm), 2-6.5" (16.5 cm), 1-9.75" (24.8 cm)	45.75" H x 30.5" W x 24" D (116.2 cm H x 77.5 cm W x 61 cm D)	44" (111.8 cm)	109 lbs (49.4 kg)
MR6B-EMG	1-4" (10.2 cm), 2-3.25" (8.3 cm), 2-6.5" (16.5 cm), 1-9.75" (24.8 cm)	70.75" H x 34.4" W x 24" D (179.7 cm H x 87.4 cm W x 61 cm D) height includes IV pole	44" (111.8 cm)	118 lbs (53.5 kg)
MR7B	1-4" (10.2 cm), 4-3.25" (8.3 cm), 1-6.5" (16.5 cm), 1-9.75" (24.8 cm)	45.75" H x 30.5" W x 24" D (116.2 cm H x 77.5 cm W x 61 cm D)	44" (111.8 cm)	115 lbs (52.2 kg)
MR7B-EMG	1-4" (10.2 cm), 4-3.25" (8.3 cm), 1-6.5" (16.5 cm), 1-9.75" (24.8 cm)	70.75" H x 34.4" W x 24" D (179.7 cm H x 87.4 cm W x 61 cm D) height includes IV pole	44" (111.8 cm)	127 lbs (57.6 kg)
MR6K	1-4" (10.2 cm), 2-3.25" (8.3 cm), 2-6.5" (16.5 cm), 1-9.75" (24.8 cm)	45.75" H x 30.5" W x 24" D (116.2 cm H x 77.5 cm W x 61 cm D)	44" (111.8 cm)	115 lbs (52.2 kg)

# DIMENSIONS & SPECIFICATIONS

## MRI CONDITIONAL CARTS

### Full Size Cabinets (continued)

MODEL	DRAWER CONFIGURATION	OVERALL DIMENSIONS	WORK SURFACE HEIGHT	NET WEIGHT
<b>MR6K-MAN</b>	1-4" (10.2 cm), 2-3.25" (8.3 cm), 2-6.5" (16.5 cm), 1-9.75" (24.8 cm)	68.2" H x 32" W x 24" D (173.2 cm H x 81.3 cm W x 61 cm D) height includes back rail system	44" (111.8 cm)	126 lbs (57 kg)
<b>MR7K</b>	1-4" (10.2 cm), 4-3.25" (8.3 cm), 1-6.5" (16.5 cm), 1-9.75" (24.8 cm)	45.75" H x 30.5" W x 24" D (116.2 cm H x 77.5 cm W x 61 cm D)	44" (111.8 cm)	118 lbs (53.5 kg)
<b>MR7K -MAN</b>	1-4" (10.2 cm), 4-3.25" (8.3 cm), 1-6.5" (16.5 cm), 1-9.75" (24.8 cm)	68.2" H x 32" W x 24" D (173.2 cm H x 81.3 cm W x 61 cm D) height includes back rail system	44" (111.8 cm)	135 lbs (61.2 kg)

### Narrow Cabinets



<b>MRN6B</b>	1-4" (10.2 cm), 2-3.25" (8.3 cm), 2-6.5" (16.5 cm), 1-9.75" (24.8 cm)	46" H x 20.5" W x 24" D (116.84 cm H x 52 cm W x 61 cm D)	44" (111.8 cm)	85 lbs (38.6 kg)
<b>MRN6B-EMG</b>	1-4" (10.2 cm), 2-3.25" (8.3 cm), 2-6.5" (16.5 cm), 1-9.75" (24.8 cm)	70.75" H x 24.5" W x 25.5" D (179.7 cm H x 62.2 cm W x 67.7 cm D) height includes IV pole	44" (111.8 cm)	113 lbs (51.4 kg)
<b>MRN7B</b>	1-4" (10.2 cm), 4-3.25" (8.3 cm), 1-6.5" (16.5 cm), 1-9.75" (24.8 cm)	46" H x 20.5" W x 24" D (116.84 cm H x 52 cm W x 61 cm D)	44" (111.8 cm)	85 lbs (38.6 kg)
<b>MRN7B-EMG</b>	1-4" (10.2 cm), 4-3.25" (8.3 cm), 1-6.5" (16.5 cm), 1-9.75" (24.8 cm)	70.75" H x 24.5" W x 25.5" D (179.7 cm H x 62.2 cm W x 67.7 cm D) height includes IV pole	44" (111.8 cm)	113 lbs (51.4 kg)
<b>MRN6K</b>	1-4" (10.2 cm), 2-3.25" (8.3 cm), 2-6.5" (16.5 cm), 1-9.75" (24.8 cm)	46" H x 20.5" W x 24" D (116.84 cm H x 52 cm W x 61 cm D)	44" (111.8 cm)	85 lbs (38.6 kg)
<b>MRN6K-MAN</b>	1-4" (10.2 cm), 2-3.25" (8.3 cm), 2-6.5" (16.5 cm), 1-9.75" (24.8 cm)	68.2" H x 22" W x 24" D (173.2 cm H x 55.9 cm W x 61 cm D) height includes back rail system	44" (111.8 cm)	108 lbs (50.5 kg)
<b>MRN7K</b>	1-4" (10.2 cm), 4-3.25" (8.3 cm), 1-6.5" (16.5 cm), 1-9.75" (24.8 cm)	46" H x 20.5" W x 24" D (116.84 cm H x 52 cm W x 61 cm D)	44" (111.8 cm)	85 lbs (38.6 kg)
<b>MRN7K-MAN</b>	1-4" (10.2 cm), 4-3.25" (8.3 cm), 1-6.5" (16.5 cm), 1-9.75" (24.8 cm)	68.2" H x 22" W x 24" D (173.2 cm H x 55.9 cm W x 61 cm D) height includes back rail system	44" (111.8 cm)	108 lbs (50.5 kg)

## MEDICATION CARTS

### Universal Line Cassette Carts



<b>UL20CS-M</b>	1-3.25" (8.3 cm), 2 Pull-out cassette drawer-shelves (with double-tier locking cassettes; 10 bins ea.), 1-3.25" (8.3 cm)	41" H x 31" W x 24.75" D (122 cm H x 78.7 cm W x 63 cm D)	38" (96.5 cm)	162 lbs (73.5 kg)
<b>UL20CS-T</b>	1-3.25" (8.3 cm), 2 Pull-out cassette drawer-shelves (with double-tier locking cassettes; 10 bins ea.), 1-6.5" (16.5 cm)	44.5" H x 31" W x 24.75" D (113 cm H x 78.7 cm W x 63 cm D)	41.5" (105.4 cm)	172 lbs (78 kg)
<b>UL20CS-S</b>	1-3.25" (8.3 cm), 2 Pull-out cassette drawer-shelves (with double-tier locking cassettes; 10 bins ea.), 1-9.75" (24.8 cm)	46" H x 31.5" W x 24.75" D (116.4 cm H x 80 W cm x 63 cm D)	45" (114 cm)	182 lbs (82.5 kg)

## MEDICATION CARTS

### Optimal Line Cassette Carts



MODEL	DRAWER CONFIGURATION	OVERALL DIMENSIONS	WORK SURFACE HEIGHT	NET WEIGHT
<b>AL16CS</b>	2-4" (10.2 cm), 2-8" (20.4 cm) Double tier cassettes; 8 bins ea., 1-8" (20.4 cm)	45.75" H x 30.5" W x 23.75" D (116.2 cm H x 77.5 cm W x 60.3 cm D)	44" (111.8 cm)	144 lbs (65.3 cm)
<b>AL20CS</b>	1-4" (10.2 cm), 1-4" (10.2 cm) Single tier cassette; 4 bins ea., 2-8" (20.4 cm) Double tier cassettes; 8 bins ea., 1-8" (20.4 cm)	45.75" H x 30.5" W x 23.75" D (116.2 cm H x 77.5 cm W x 60.3 cm D)	44" (111.8 cm)	149 lbs (67.6 cm)
<b>AL24CS</b>	1-4" (10.2 cm), 3-8" (20.4 cm) Double tier cassettes; 8 bins ea., 1-4" (10.2 cm)	45.75" H x 30.5" W x 23.75" D (116.2 cm H x 77.5 cm W x 60.3 cm D)	44" (111.8 cm)	154 lbs (69.9 cm)
<b>AL28CS</b>	1-4" (10.2 cm), 1-4" (10.2 cm) Single tier cassette; 4 bins ea., 3-8" (20.4 cm) Double tier cassettes; 8 bins ea.	45.75" H x 30.5" W x 23.75" D (116.2 cm H x 77.5 cm W x 60.3 cm D)	44" (111.8 cm)	159 lbs (72.1 cm)

### Economy Line Cassette Cart

<b>EL24CS</b>	Locking Flip-up Door Encloses Single 24 Bin Cassette; 1-3" (7.6 cm), 1-9" (22.9 cm)	45.75" H x 26.5" W x 22.5" D (116.2 cm H x 67.3 cm W x 57.2 cm D)	44" (111.8 cm)	140 lbs (63.7 cm)
---------------	---	--	-------------------	----------------------

### PunchCard Carts



<b>SL600PC</b>	Left Column Drawers: 1-4", 3-9.75" punch card drawers Right Column Drawers: 1-4", 1-9.75" locking narcotics drawer, 2-9.75"	45.75" H x 43" W x 23.5" D (116.2 cm H x 109.2 cm W x 59.7 cm D)	44" (111.8 cm)	195 lbs (88.5 cm)
<b>VLT360PC</b>	1-3" (7.6 cm), 2-9.75" (24.8 cm) punch card drawers, 1-9.75" punch card drawer with locking narcotics box	46.5" H x 29.5" W x 22.5" D (118 cm h x 75 cm W x 57.2 cm D)	44" (111.8 cm)	135 lbs (61.2 cm)

### Unit Dose Box Cart

<b>SL294BOX</b>	Left Column Drawers: 1-4", 6-3.25" med box drawers with internal dividers, 1- 9.75" with adjustable dividers Right Column Drawers: 1-4", 1-9.75" locking narcotics drawer, 2-9.75"	45.75" H x 43" W x 23.5" D (116.2 cm H x 109.2 cm W x 59.7 cm D)	44" (111.8 cm)	220 lbs (99.8 cm)
-----------------	---	---	-------------------	----------------------

### Med Bin Carts



<b>SL54BIN3</b>	Left Column Drawers: 1-4", 9-3.25" med bin drawers (with six 3" wide bins per drawer) Right Column Drawers: 1-4", 1-9.75" locking narcotics drawer, 2-9.75"	45.75" H x 43" W x 23.5" D (116.2 cm H x 109.2 cm W x 59.7 cm D)	44" (111.8 cm)	234 lbs (106 cm)
<b>VL24BIN5</b>	1-3", 6-3" med bin drawers (with four 5" wide bins per drawer), 1-9" drawer with adjustable divider and locking narcotics box	44.75" H x 29.5" W x 22.5" D (113 cm H x 75 cm W x 57.2 cm D)	41.5" (104.1 cm)	168 lbs (76.2 cm)



# DIMENSIONS & SPECIFICATIONS

## NARCOTIC CABINETS



MODEL	DOOR CONFIGURATION	OVERALL DIMENSIONS	NET WEIGHT
2701	Double Door, Double Lock, Two Adjustable Shelves	15" H x 11" W x 4" D (38.1 cm H x 28 cm W x 10.2 cm D)	13 lbs (5.9 kg)
2702	Double Door, Double Lock, Two Adjustable Shelves	15" H x 11" W x 8" D (38.1 cm H x 28 cm W x 20.4 cm D)	18 lbs (8.2 kg)
2702SS	Double Door, Double Lock, Two Adjustable Shelves	15" H x 11" W x 8" D (38.1 cm H x 28 cm W x 20.4 cm D)	18 lbs (8.2 kg)
2703	Double Door, Double Lock, Two Adjustable Shelves	24" H x 16" W x 8" D (61 cm H x 40.6 cm W x 20.3 cm D)	32 lbs (14.6 kg)
2703SS	Double Door, Double Lock, Two Adjustable Shelves	24" H x 16" W x 8" D (61 cm H x 40.6 cm W x 20.3 cm D)	32 lbs (14.6 kg)
2710	Single Door, Double Lock	10" H x 7" W x 7" D (25.5 cm H x 17.8 cm W x 17.8 cm D)	6 lbs (2.7 kg)
2711	Single Door, Single Lock	10" H x 7" W x 7" D (25.5 cm H x 17.8 cm W x 17.8 cm D)	6 lbs (2.7 kg)
2712	Single Door, Double Lock	10" H x 7" W x 7" D (25.5 cm H x 17.8 cm W x 17.8 cm D)	6 lbs (2.7 kg)
2720	Double Door, Double Lock, One Adjustable Shelf	16" H x 12" W x 9" D (41 cm H x 30.5 cm x 23 cm D)	15 lbs (6.8 kg)
2721	Single Door, Single Lock, One Adjustable Shelf	16" H x 12" W x 9" D (41 cm H x 30.5 cm x 23 cm D)	15 lbs (6.8 kg)
2722	Double Door, Double Lock, One Adjustable Shelf	16" H x 12" W x 9" D (41 cm H x 30.5 cm x 23 cm D)	15 lbs (6.8 kg)
2726	Single Door, Single Lock	7.5" H x 9" W x 10.8" D (19 cm H x 23 cm W x 27.4 cm D)	11 lbs (5.5 kg)
2727	Single Door, Single Lock, Three Fixed Shelves	20" H x 16.5" W x 5.8" D (50.8 cm H x 41.9 cm W x 14.9 cm D)	14 lbs (6.4 kg)
2728	Single Door, Single Lock	12" H x 15" W x 8" D (30.5 cm H x 38 cm W x 20.3 cm D)	15 lbs (6.8 kg)
2729	Single Door, Single Lock	12" H x 12" W x 6.8" D (30.5 cm H x 30.5 cm W x 17.3 cm D)	9 lbs (4.1 kg)
2730	Single Door, Double Lock, One Adjustable Shelf and One Fixed Shelf	29.5" H x 23.5" W x 10.5" D (74.9 cm H x 59.7 cm W x 26.7 cm D)	35 lbs (15.9 kg)
2731	Single Door, Single Lock, One Adjustable Shelf and One Fixed Shelf	29.5" H x 23.5" W x 10.5" D (74.9 cm H x 59.7 cm W x 26.7 cm D)	35 lbs (15.9 kg)
2732	Single Door, Double Lock, One Adjustable Shelf and One Fixed Shelf	29.5" H x 23.5" W x 10.5" D (74.9 cm H x 59.7 cm W x 26.7 cm D)	35 lbs (15.9 kg)
2740	Double Door, Single Lock, One Adjustable Shelf and One Fixed Shelf	30" H x 30" W x 11" D (76.2 cm H x 76.2 cm W x 27.9 cm D)	52 lbs (23.6 kg)
2762	Single Door, Double Lock, Two Adjustable Shelves	15" H x 11" W x 4" D (38.1 cm H x 28 cm W x 10.2 cm D)	9 lbs (4.1 kg)
2764	Single Door, Double Lock, Two Adjustable Shelves	24" H x 16" W x 8" D (61 cm H x 40.6 cm W x 20.3 cm D)	22 lbs (10 kg)
PT2721, PT2721K	Double Door	14" H x 13.75" W x 6.25" D (35.5 cm H x " "	10.5 lbs (4.8 kg)
WL2717-CM	Single Door, Single Lock	13.6" H x 19.4" W x 11" D (34.5 cm H x 49.3 cm W x 27.9 cm D)	22 lbs (10 kg)
WL2780 TRMPKG-CM	Single Door, Single Lock	25" H x 15.2" W x 6.85" D (63.5 cm H x 38.6 cm W x 17.4 cm D)	27 lbs (12.3 kg)

## ISOLATION STATIONS




ISO2800	n/a	23" H x 22.75" W x 5" D (58.4 cm H x 57.8 cm W x 12.7 cm D)	12 lbs (5.5 kg)
ISO2825	n/a	22" H x 24.9" W x 3.7" D (55.9 cm H x 63.2 cm W x 9.4 cm D)	15 lbs (6.8 kg)
ISO2835	n/a	33" H x 28" W x 5" D (83.82 cm H x 71.52 cm W x 12.8 cm D)	22 lbs (10 kg)
ISO6548	15.5" storage compartment with latching door and adjustable shelf	Open: 58" H x 35.75" W x 20" D (147.3 cm H x 91 cm W x 51 cm D) with coat and hat rack extended: 67.4" H Closed: 46.7" H x 25" W x 20" D (118.6 cm H x 63.5 cm W x 51 cm D)	98 lbs (44.6 kg)
ISO6550	1-6" and 1-9" Drawer	Open: 60.5" H x 46.63" W x 27.2" D (153.67 cm H x 118.5 cm W x 69 cm D) with coat and hat rack extended 66.36" H Closed: 50.31" H x 25.68" W x 27.2" D (128 cm H x 65.3 cm W x 69 cm D)	102 lbs (46.4 kg)


















# DIMENSIONS & SPECIFICATIONS

## WOOD-LOOK

WOOD-LOOK	DRAWER CONFIGURATION	OVERALL DIMENSIONS	WORK SURFACE HEIGHT	NET WEIGHT
 WL6KW	1-4" (10.2 cm), 3-3.25" (8.25 cm), 2-9.75" (24.8 cm)	44" H x 35.5" W x 22.75" D (111.8 cm H x 90.2 cm W x 57.8 cm D)	43.5" (110.5 cm)	235 lbs (106.6 kg)
 WL480PC	1-4" (10.2 cm), 1-9.75" punch card drawer with locking narcotics box, 2-9.75" (24.8 cm) punch card drawers	44" H x 35.5" W x 22.75" D (111.8 cm H x 90.2 cm W x 57.8 cm D)	43.5" (110.5 cm)	231 lbs (104.8 kg)
 WL294BOX	1-4" (10.2 cm), 6-3.25" (8.25 cm) med box drawers with internal dividers, 1- 9.75" (24.8 cm) with adjustable divider and locking narcotics box	44" H x 35.5" W x 22.75" D (111.8 cm H x 90.2 cm W x 57.8 cm D)	43.5" (110.5 cm)	240 lbs (109 kg)
 WL6K	1-4" (10.2 cm), 3-3.25" (8.25 cm), 2-9.75" (24.8 cm)	44" H x 22.5" W x 22.5" D (111.8 cm H x 57.5 cm W x 57.5 cm D)	43.5" (110.5 cm)	175 lbs (79.5 kg)
 WL240PC	1-4" (10.2 cm), 3-9.75" (24.8 cm) punch card drawers	44" H x 22.5" W x 22.5" D (111.8 cm H x 57.5 cm W x 57.5 cm D)	43.5" (110.5 cm)	165 lbs (75 kg)
 WL108BOX	1-4" (10.2 cm), 6-3.25" (8.25 cm) med box drawers with internal dividers, 1-9.75" (24.8 cm) drawer with adjustable divider and locking narcotics box in ½ drawer	44" H x 22.5" W x 22.5" D (111.8 cm H x 57.5 cm W x 57.5 cm D)	43.5" (110.5 cm)	175 lbs (79.5 kg)
 WV540PC	1-3" (7.6 cm), 1-9.75" punch card drawer with locking narcotics box, 2-9.75" (24.8 cm) punch card drawers	44.5" H x 34.5" W x 24.5" D (113 cm H x 87.6 cm W x 62.2 cm D)	44" (111.8 cm)	139 lbs (63 kg)
 WV6400	4-3" (7.6 cm), 1-6" (15.2 cm), 1-12" (30.5 cm)	44.5" H x 30" W x 22.5" D (113 cm H x 76.2 cm W x 57.2 cm D)	44" (111.8 cm)	120 lbs (54.4 kg)
WV6450	4-3" (7.6 cm), 1-6" (15.2 cm), 1-12" (30.5 cm)	44.5" H x 30" W x 22.5" D (113 cm H x 76.2 cm W x 57.2 cm D)	44" (111.8 cm)	120 lbs (54.4 kg)
WV6B-CDHEMG	4-3" (7.6 cm), 1-6" (15.2 cm), 1-12" (30.5 cm)	44.5" H x 39" W x 22.5" D (113 cm H x 76.2 cm W x 57.2 cm D)	44" (111.8 cm)	130 lbs (59 kg)

## STORAGE LINE

 IOL924	6 pull-out drawer shelves with adjustable dividers	55.5" H x 43.4" W x 24" D (141 cm H x 110.2 W x 61 D)	n/a	285 lbs (123.3 kg)
IOL1260	6 pull-out drawer shelves with adjustable dividers	55.5" H x 43.4" W x 30.75" D (141 cm H x 110.2 W x 78.1 D)	n/a	375 lbs (170.5 kg)
MS4372LVR	n/a	71.5" H x 43" W x 26.5" D (181.6 cm H x 58.4 cm W x 67.3 cm D)	n/a	258 lbs (117.3 kg)
MS8140-DR	n/a	80.5" H x 40" W x 27.875" D (204.5 cm H x 102 cm W x 70.8 cm D)	n/a	247 lbs (112 kg)
MS8140-A	n/a	80.5" H x 40" W x 27.875" D (204.5 cm H x 102 cm W x 70.8 cm D)	n/a	247 lbs (112 kg)
HTP4025	n/a	Load bed 40" L x 25.5" W Handle Height – 39" Load Deck Height 11.5"	n/a	212 lbs (96.2 kg)

	<b>Yellow (YL)</b>
	<b>Beige (BG)</b>
	<b>Sand (SD)</b>
	<b>Light Gray (GY)</b>
	<b>Hammered Gray (HTGY)</b>
	<b>Mauve (MV)</b>
	<b>Red (RD)</b>
	<b>Burgundy (BU)</b>
	<b>Hammer Red (HRD)</b>
	<b>Teal (TL)</b>
	<b>Hammered Green (HTGN)</b>
	<b>Hunter Green (HGN)</b>
	<b>Light Blue (LB)</b>
	<b>Navy (NY)</b>
	<b>Hammered Blue (HTDB)</b>
	<b>White (WT)</b>
	<b>Hammer Black (HBK)</b>

**Choose from any** of our durable, long lasting paint finishes. Use this color guide to select the appropriate color for your order.

Harloff's high-capacity powder coating conveyor system uses an electro-statically applied paint that is baked on at 400 degrees Fahrenheit to ensure durability.

Harloff can provide custom colors and finishes to match unique requirements.

Please be aware that Harloff requires a color choice on all orders in order to process them for shipment.

## **NEW!** **Anti-Microbial Paint Upgrade!**



An Antimicrobial paint finish is now available for our medical equipment's painted surfaces. This upgrade consists of a clear coating that incorporates silver-ion technology, a proven anti-microbial agent.

Our paint finish uses the natural protective qualities of silver (Ag) as an active ingredient to inhibit

the growth of microbes, using the controlled release of silver ions to provide continuous suppression of microbial growth on the product to which it's applied. The anti-microbial benefit will be present for the life of the coating, with the longevity and durability varying depending on the specific environment and wear and tear conditions.

Please call Harloff for details.



SOUTHWEST **SOLUTIONS** GROUP  
*business organization systems*



KEYLESS  
ENTRY

MEDICAL  
STORAGE

MODULAR TRAY  
SYSTEM FOR STORING  
MEDICAL SUPPLIES

**Harloff manufactures for a  
worldwide network of buyers.**

Harloff sells nationally through leading healthcare distributors and provides local support through a national network of experienced medical sales professionals.

Harloff is an experienced provider to the international healthcare market.