

Quality From
Start To Finish



Every wood door from Legacy Lockers goes through our Multiple Step Finishing Process to ensure a beautiful wood locker of enduring quality. We select the finest materials and sand each piece by hand to assure the best possible surface for finishing. A stain toner is meticulously sprayed on every surface to minimize the variations in wood color. We then carefully hand wipe the stain to bring out the natural wood grain. After passing through a convection oven for drying, the doors are sealed with a clear varnish wood sealer. High-temperature ovens dry the sealer to a hard, durable finish. Once again, we hand sand the wood to create a smooth surface for the clear varnish topcoat, which is hand-sprayed over the entire piece. The topcoat is then baked on in high-temperature infrared ovens, providing maximum resistance to moisture, scuffing and fading. Finally, the lockers are individually inspected to the highest of standards, before we carefully wrap each piece to ensure it arrives in perfect condition.

Legacy Lockers
Locker Specifications
Section 10500 Wood Lockers

Part 1 – General

1.01 Section Includes

Provide wooden lockers, end panels and related items as specified.

1.01 Submittals

- A. Shop drawings showing individual locker construction, materials, dimensions, room layout, overall dimensions for installation and installation details including end and filler panels, crown molding, trim and accessories provided upon request.
- B. Stain and color chip samples for both wood and laminate doors are available upon request.
- 1.02 Product Handling
Store lockers and related products in a dry, climate controlled area in order to protect finished from damage during handling.

Part 2 – Products

2.01 Materials

- A. Furnish wooden lockers as manufactured by:
Legacy Lockers
900 Solon Road
Waxahachie, TX 75165
Phone (972) 937-1088
Fax (972) 937-1089
- B. Locker Box
 - a. Interior and shelves constructed of 5/8" stain resistant, high impact, high density thermally fused almond colored melamine.
 - b. Locker frame constructed of 5/8" particleboard with all exposed edges of locker frame finished with a 2 mm PVC edge banding to closely match locker door.
 - c. Locking systems: Heavy duty cam locks furnished with two (2) keys per lock and two (2) master keys standard on all lockers. Padlock hasp, Master Lock, Safe-O-Mat, Digilock, Simplex and other locks available on request.
 - d. Hinges: Two (2) heavy duty, steel European concealed hinges with up to 130 degrees of door opening on all doors 42" or less. Three (3) hinges on all doors over 42".
 - e. Hardware: One (1) coat rod and one (1) coat hook are standard on all full and half length lockers. Hardware available in brass and chrome finish.
 - f. Venting: 1 1/4" opening between door and frame on locker top and bottom provide unrestricted airflow.
 - g. Number Disk: 1 1/4" disc with black engraved number routed flush with locker door.
- C. Doors
 - a. Laminate: 5/16" industrial grade core with .030" vertical grade plastic laminate. Door edge edgebanded with 2 mm PVC offered in a variety of colors to match or closely complement selected laminate.

- b. Slab Veneer: 3/4" A-1 plain sliced veneer on industrial grade particleboard core. Available in many wood species and cuts.
- c. Raised Panel: 3/4" kiln dried solid wood available in many styles and species. Raised panel is 3/4" thick. All style and rail joints are glued together with moisture resistant glue for increased durability. Door edges are rounded.
- d. Louver: 3/4" solid wood available in many species. All style and rail joints are doweled and glued together. Louvers are in fixed position.
- D. Ends and Fillers: Locker end, filler and back panels matching locker door cover exposed sides, backs and intersections.
- E. Finish: Multiple finishes and stains available. All wood surfaces are finished using a catalyzed polymer lacquer applied in two coats with hand sanding in between coats and sealed with moisture resistant top coat.
- 2.02 Fabrication
Fabricate locker parts square and rigid without warp with the finished faces flat and free of scratches and chips.

Part 3 – Execution

3.01 Installation

- A. Install lockers and accessories per approved plans and manufacturer's instructions for a plumb, rigid and flush installation.
- B. Lockers to be installed on a 2"x4" or 2"x6" base per design drawing, supplied either by manufacturer or by owner according to contract. Base extending from the wall 2" less than the locker depth. All hardware and installation instructions are to be provided by manufacturer.
- C. Anchor lockers to wall studs or furring strips attached to wall through locker back and to the base through the locker floor. Attach lockers together through predrilled holes with manufacturer supplied connectors.
- D. Adjust doors and hinges to accommodate uniform spacing after installation of lockers. Verify all working parts of locker including hinge and lock function. Attach number disks in specified sequence. Clean lockers and deliver keys and pertinent information to appropriate individual.

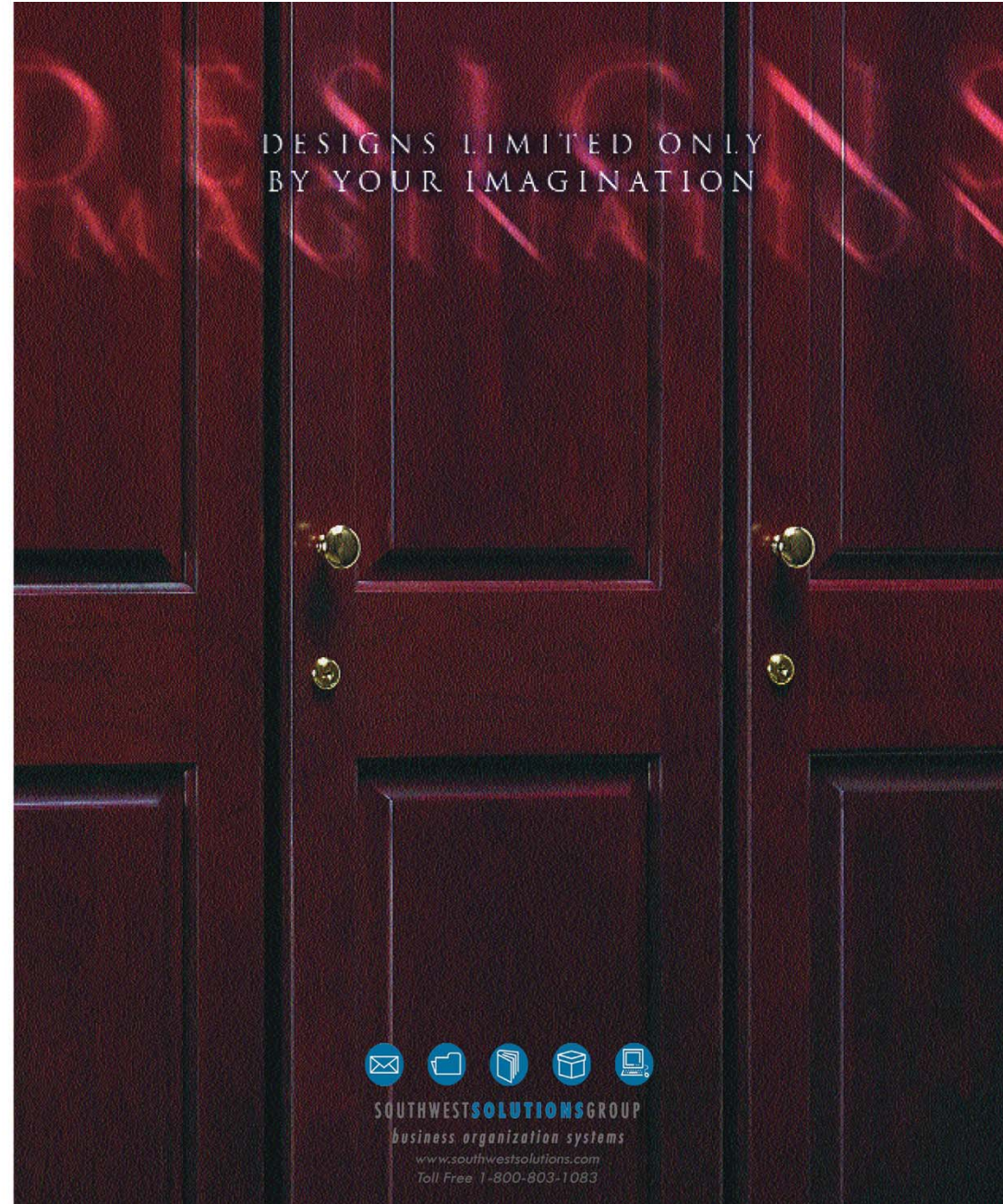
Part 4 – Warranty

- 4.01 All wood parts and hardware shall be structurally sound and free from defects in material and workmanship under normal use and service for a period of three (3) years from date of delivery. All locking mechanisms are warranted for one (1) year.

Manufacturer reserves the right to modify, change or alter the design and/or specifications without prior notice.

www.southwestsolutions.com

Toll Free 1-800-803-1083



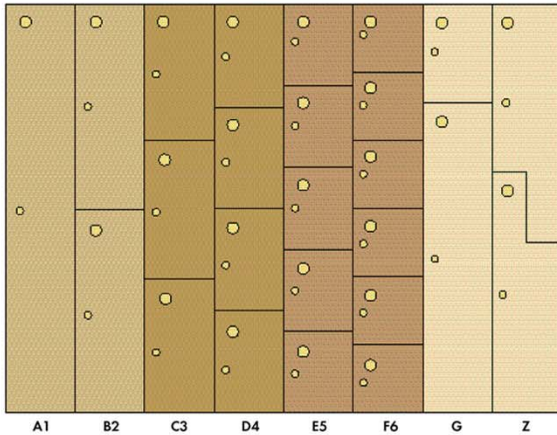
SOUTHWESTSOLUTIONSGROUP
business organization systems
www.southwestsolutions.com
Toll Free 1-800-803-1083



SOUTHWESTSOLUTIONSGROUP
business organization systems
www.southwestsolutions.com
Toll Free 1-800-803-1083

Create your own Legacy with beautifully unique lockers

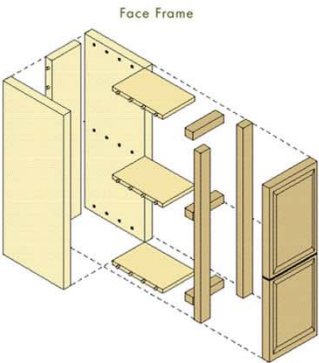
Bring your designs to life with Legacy Lockers. Whether your style is traditional or contemporary, our handcrafted lockers are custom designed to match your vision, allowing you to create a locker room of exceptional style and beauty.



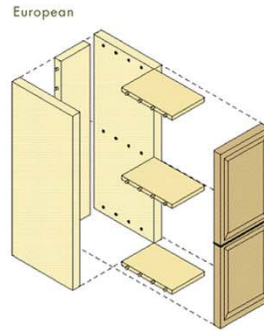
Shown above are standard locker sizes, however we will build lockers to any size specifications you design. It may be helpful to keep in mind that standard heights are 60", 72" and 84". Standard widths are 12", 15" and 18". And standard depth is 20".

SOUTHWEST SOLUTIONS GROUP
business organization systems
 www.southwestsolutions.com
 Toll Free 1-800-803-1083

The best of old and new



At Legacy Lockers, we combine the warmth and beauty of fine wood furniture with state-of-the-art manufacturing techniques. The result is a product of lasting quality, delivered in shorter lead times, and at economies of scale that ensure competitive pricing.



Give your club a style all its own

The rich, textured look of Legacy Lockers gives any room a distinguishing sense of style and tradition. Appreciated by your members and admired by your visitors, our lockers will capture the very essence of what your club provides.

www.southwestsolutions.com

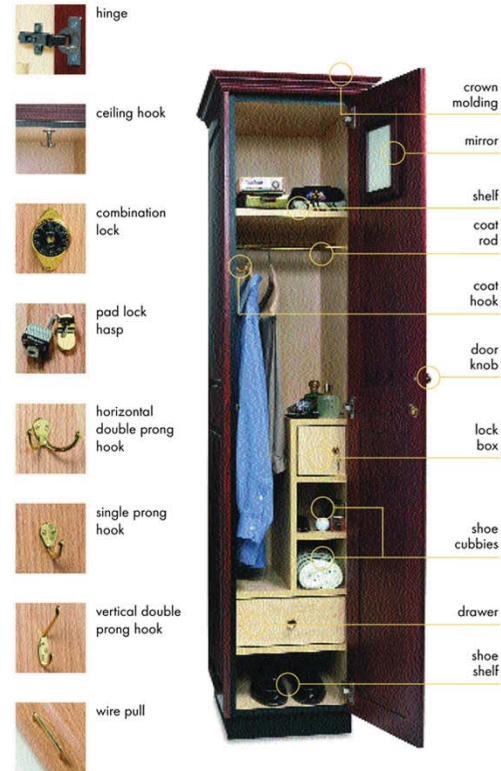
Quality that stands apart

From the way we treat our customers to the way we build our lockers, everything is done with the highest quality. You will find our representatives responsive to your needs and ready to provide a product of total satisfaction. And you will find that every locker we make is backed by a guarantee of quality.

A few examples of door designs available.



Accessories




Changing the wood locker industry - Legacy Lockers

Historically, there have been a limited number of wood locker options available to the customer. Not any more—with Legacy Lockers, designs are limited only by your imagination. We will custom build the locker style and color scheme you want, regardless of project size, so you can give your locker room a truly original look and feel.

custom finishes

This is just a sampling of what's available in finishes.



Toll Free 1-800-803-1083