

4-POST & CASE-TYPE

S H E L V I N G S Y S T E M S



SOUTHWEST SOLUTIONS GROUP

business organization systems


www.southwestsolutions.com

MAXIMUM FLEXIBILITY

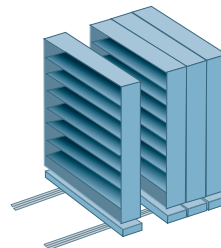
Attractive, versatile and easy to access, Spacesaver 4-Post and Case-Type Shelving are highly adaptable, cost-effective storage solutions for virtually anything you wish to store.

- **Unlimited Shelving Options** Designed to adapt to both stationary and mobile storage applications, Spacesaver's 4-Post and Case-Type Shelving offer you a comprehensive choice of options. To enhance their functional utility, individual shelving units can be equipped with lockable doors, storage and file drawers, bins and pull-out reference shelves, as well as a broad array of storage accessories, accommodating a wide array of media formats.
- **Heavy-Duty Shelving Construction** Spacesaver's 4-Post and Case-Type Shelving Systems are engineered for stability, strength and rugged functionality. For added structural rigidity, shelves are fabricated using cold-rolled steel and used with welded-steel uprights, enabling the systems to support significant loads.
- **Anti-Tip Protection** Our 4-Post and Case-Type Shelving can be equipped with anti-tip devices to help comply with seismic requirements, providing an extra measure of system stability and safety – even in areas prone to earthquakes.
- **Ability to Reconfigure/Expand System** Easily assembled, disassembled and reassembled, Spacesaver Shelving Systems are designed for convenient reconfiguration, relocation or expansion, adapting to your changing needs.
- **Easy Installation** System installation is fast and easy. Thanks to Spacesaver's rivet/keyhole slot self-locking design, no special tools or fasteners are required.
- **Wide Array of Design Options** Spacesaver Shelving Systems are attractive additions to any décor. Available in a wide range of colors, as well as end panel materials and finishes, your design options are virtually unlimited to complement any interior.
- **Durable Paint Finishes** Spacesaver's powder-coat paint finishes are extremely durable, exceeding the stringent scuff, scratch and chip requirements of the American Library Association.

STATIONARY
CASE-TYPE & 4-POST SHELVING



MOBILE
CASE-TYPE & 4-POST SHELVING



ACCESSORIES



Double-Face Through Shelf with Centerstop Helps separate and contain media being stored.



Bin Divider with Acrylic Bin Front Compartmentalizes the storage of three-dimensional objects and other media.



Divider Rods Designed for convenient, compartmentalized storage.



Universal Shelf Unique, patented design allows for attachment of file dividers, bin dividers and divider rods.



Pull-Out Reference Shelf For convenience in referencing shelved materials. 50 lb. (23 kg) load capacity.



Roll-Out Interior Drawer Can be configured for top-tab hanging folders or open-shelf filing of top or side-tab folders.




Receding Door Provides for security of materials on open shelving. Can also be used with Roll-Out Interior Drawer.



Closed File Drawer Combines security with space efficiency. Can accommodate letter or legal sized files, hanging folders and more. Quickly accessible.



Storage Drawer Accommodates a wide variety of stored media, while providing full accessibility and keyed security. Adjustable bottom dividers available.



Aisle Identification Options Optional range finders and card holders make locating and reshelving of materials fast and easy.



Hinged Doors Provide protection and security for all materials being housed in the lockable shelving cabinet.



Hanging Files Provides open-shelf access to all file folders contained in suspended compartments.

4-POST SHELVING SYSTEM

DESIGN FEATURES

Shelves Standard 22-gauge (.75 mm) or heavy-duty 18-gauge (1.2 mm) patented universal or plain shelves. For added safety, there are no exposed metal edges. Shelves supported with 11-gauge (3.1 mm) or 14-gauge (1.9 mm) shelf supports.



Keyholes/Interlocking Rivets Keyholes at 1-1/2" (38 mm) centers on uprights provide positive lock with shelf support rivets for added strength. No special tools or fasteners are required for assembly.




Rounded-Post Vertical Uprights Wrap-around design has no exposed metal edges, providing a clean, smooth appearance. Available in standard "open" style with welded steel spreaders or "closed" style for enhanced strength and appearance.



No Exposed Holes Assembled system has no exposed holes or fasteners. All shelves and backs are flush with outside of upright posts.



Unit-Welded "L" & "T" Uprights 18-gauge (1.2 mm) steel uprights offered as a 1" (25 mm) wide "L"-shaped end post or a 2" (51 mm) wide "T"-shaped common post.



End Angle "L"



Intermediate "T"



Front Bases Optional front bases provide a clean, finished look.



Aesthetic Flexibility Optional end-panels are available in laminates, wood veneers and metal, creating a designer appearance.



CASE-TYPE SHELVING SYSTEM

DESIGN FEATURES


Double-Wall Construction Unit-welded, double-wall uprights extend into the shelf area, preventing stored materials from slipping behind the upright post.



Rounded-Post Vertical Uprights Wrap-around design eliminates exposed metal edges, protecting users and stored media.



Keyholes/Interlocking Rivets Shelf support rivets lock into upright keyholes on 1-1/2" (38 mm) centers for added strength and easy height adjustment. Simple, self-locking design for easy assembly.



Shelves Patented universal and plain 22-gauge (.75 mm) steel. Smooth edges to protect users and stored media.



Unit-Welded "L" & "T" Uprights 18-gauge (1.2 mm) steel uprights offered as a 1" (25 mm) wide "L"-shaped end post or a 2" (51 mm) wide "T"-shaped common post.



End Angle "L"



Intermediate "T"



Front Bases Optional front bases provide an attractive, finished look.



Aesthetic Flexibility Optional end-panels are available in laminates, wood veneers and metal finishes, creating a designer appearance.

