

# Spacesaver Rotary Storage Systems

---

APPLICATION AND ACCESSORIES GUIDE



The Space-Efficient and Cost-Effective  
Alternative to Lateral and Vertical Files



# Table of Contents

Spacesaver Rotary Storage Concept.....	Page 4
Starter Units.....	Page 5
Adder Units.....	Page 6
Full Adder Units.....	Page 7
Next-to-Walls or Panels.....	Page 9
Back-to-Back.....	Page 10
Between Walls or Panels.....	Page 11
Alcove Storage.....	Page 12
Free Standing as a Room Divider.....	Page 13
Secure Backs.....	Page 14
Work Height Combinations.....	Page 15
Interior Spacing Tutorial.....	Page 17
Adjustable Shelf, Recessed Shelf.....	Page 18
Dividers, Rotation Space Closure Strips.....	Page 19
RO Drawer, End Supports.....	Page 20
CD-ROM Drawer, Hanging Folder RO Drawer.....	Page 21
Full-Face RO Drawer, Security Drawer.....	Page 22
Converter Bars, RO Hanging Folder Frame.....	Page 23
RO Reference Shelf, Additional Accessories.....	Page 24
Specifications.....	Pages 25-26
Installation Photography.....	Pages 2, 4, 8, 16, 27 and 28
TechData tips.....	Pages 5, 6, 7, 18, 19, 20, 21, 22, 23 and 24

# SPACESAVER ROTARY STORAGE SYSTEMS

## THE ROTARY STORAGE CONCEPT



It's about information--multiple sources of information and how best to access that information for the benefit of your company and yourself. You store your information on a hard drive, on the mainframe, on the Net, out on the Web, in a PDA, and on hard copy in your Spacesaver Rotary Storage System.

Spacesaver Rotary Storage, double-banked for faster access and more capacity, breaks with traditional lateral and vertical files and does so for a host of reasons. Rotary Storage delivers up to 400% more information in the same floor space as traditional drawer files. And in today's economy you need every bit of that information right at your fingertips.

Information is sometimes measured as lineal filing inches and at other times in gigabytes. In either case, it must be located at the point of need. Sometimes that point of need is on the other end of a terminal. At other times it is a storage cabinet. Spacesaver Rotary Storage merges the information generated by all devices into a single information management package.

Spacesaver Rotary Storage is a true multi-media storage environment that is designed to meet your current needs. A wide variety of accessories allows interchangeability now, and our open architecture will support future storage requirements.

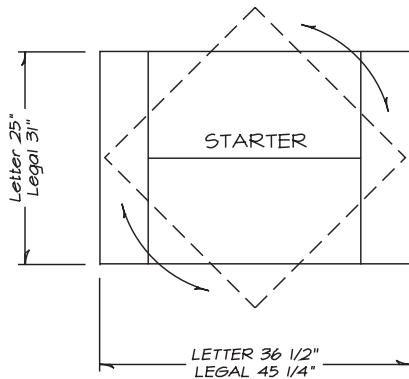
Spacesaver Rotary Storage delivers space planning and design opportunities resulting in efficient and productive offices.

Spacesaver Rotary Storage incorporates key information management features in the most technologically advanced superstructure.

Browse this Space Planning, Specification, and Accessory Guide and see why Spacesaver Rotary Storage Systems should be in your future.

# SPACESAVER ROTARY STORAGE SYSTEMS

## STARTER UNIT



The first unit in any row of a Spacesaver Rotary Storage System is always a Starter. Each additional unit is either an Adder Unit or a Full Adder Unit, depending on the capacity and access requirements or space allocation and floor plan design.

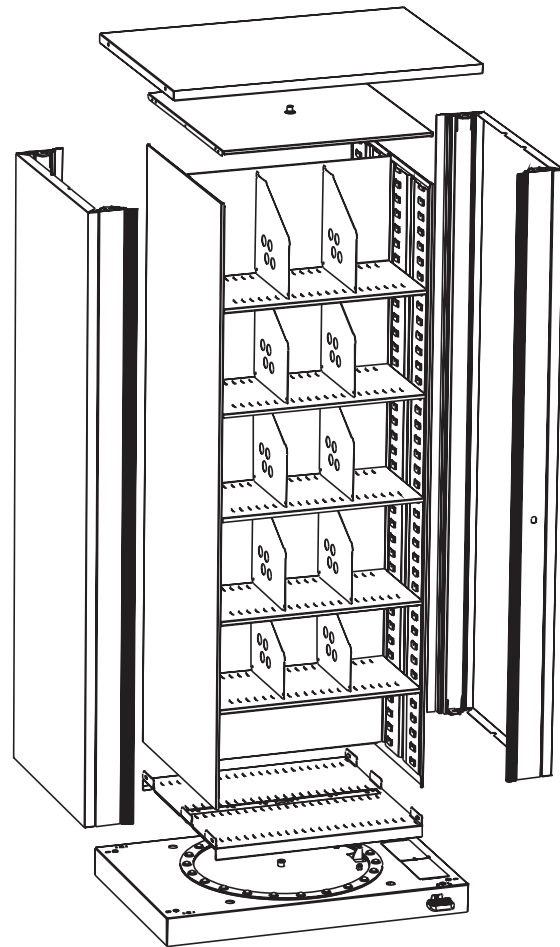
Stand-alone or single units are always Starters.

As you can see from the illustration, Starter Units include all the components that are necessary to stand alone or begin a row of Rotary Storage Units.

Some offices begin with a single Starter Unit and then additional units are added as storage requirements increase. This scenario is fairly typical in a professional office or accounting application. In other scenarios, such as an executive office, Spacesaver Rotary Storage Units hold so much material that a single unit may be the only storage required.

The 3D illustration shows our 6 Plus Unit in the "F" designation, that is, with shelves and dividers for standard end-tab filing applications. The entire part number for the illustration is PFS362576F. The part number breaks down as follows:

- PF Designates Spacesaver Rotary Storage
- S Designates Starter Unit
- 36 Designates the nominal width, actual width of letter size unit is 36.5"
- 25 Designates the nominal depth, see Tech Data on depth at right
- 76 Designates the nominal height, actual height of 6 Plus unit is 76.625"
- F Designates that the interior is designed for end-tab filing



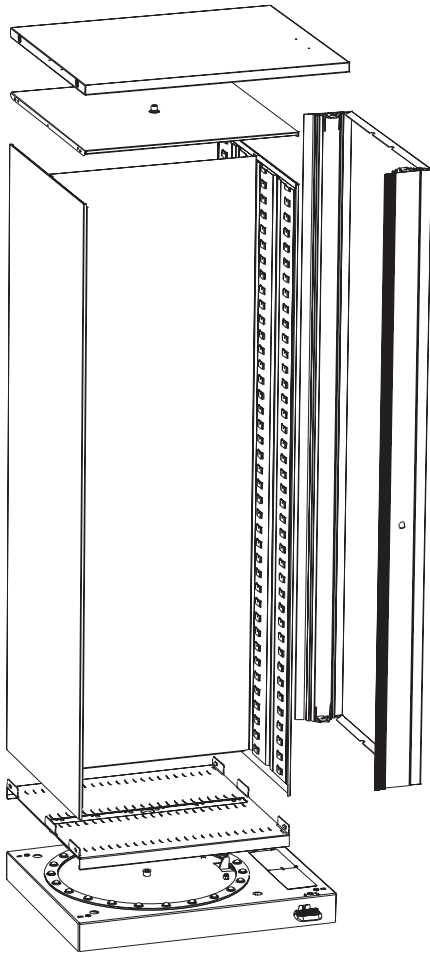
Shown in F configuration

Please note that all dimensions in the part number are rounded down.

**Tech Data:** Depth. The depth dimension in the part number does not include the rotation space clearance required behind any Rotary Storage Unit when placed against a wall or panel. For Letter-Size purposes the rotation space is slightly less than six inches, for Legal-Size the space is slightly more than seven inches.

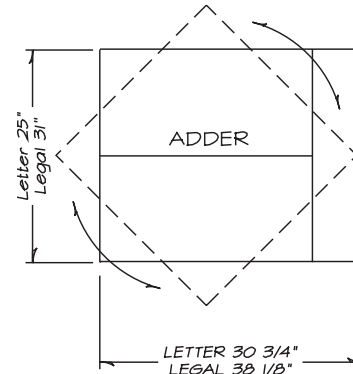
# SPACESAVER ROTARY STORAGE SYSTEMS

## ADDER UNIT



Shown in E configuration

**Tech Data:** Depth. The depth dimension in the part number does not include the rotation space clearance required behind any Rotary Storage Unit. For Letter-Size purposes the rotation space is slightly less than six inches, for Legal-Size the space is slightly more than seven inches.



Once a Starter Unit is in place, adding more capacity could not be simpler...it's called an Adder Unit. The number of units that you add is only limited by the physical restraints of the office design or the capacity that you require.

Adder units bolt immediately to any unit, no drilling is required.

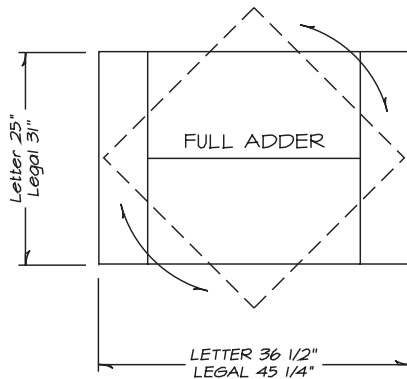
As you can see from the 3D illustration, Adder Units always connect to another unit as the Adder Unit is not self-sufficient. However, at any time in the future an Adder Unit can be converted to a Starter with the purchase of a Conversion Kit. Adder Units share rotation space with the Starter Unit, and as a result, adjacent units cannot be rotated at the same time.

The 3D illustration shows the Spacesaver Rotary Storage in the "E" or empty configuration. This way the interiors can be customized for your specific needs. The accessories shown in this guide are our most popular. Please do not hesitate to contact Spacesaver for availability of additional accessories. The entire part number for this example is PFA302576E and breaks down as follows:

- PF Designates Spacesaver Rotary Storage
- A Designates an Adder Unit
- 30 Designates the width, actual width of letter size Adder Unit is 30.75"
- 25 Designates the depth, see Tech Data on depth at left
- 76 Designates the overall height, actual height of 6 Plus unit is 76.625"
- E Designates the interior is Empty

# SPACESAVER ROTARY STORAGE SYSTEMS

## FULL ADDER UNIT

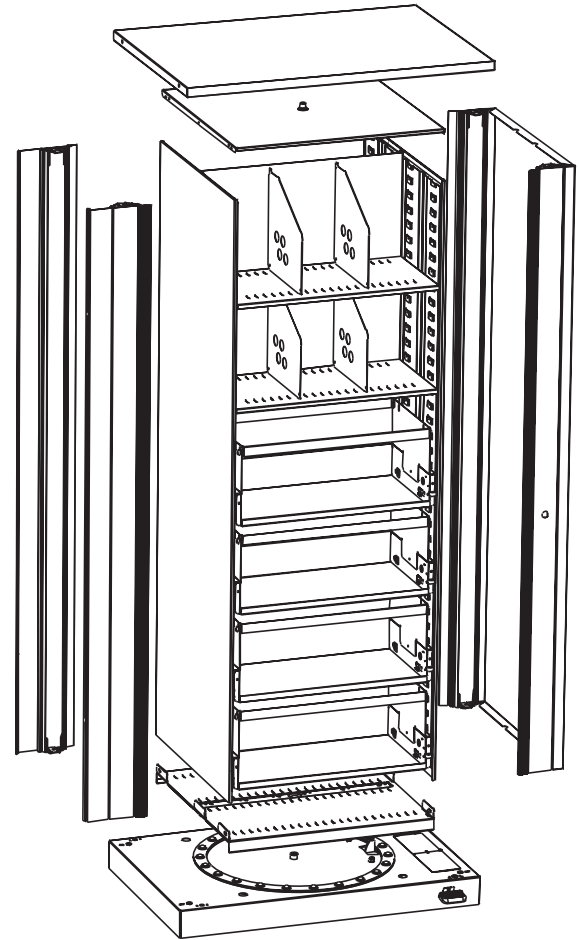


Spacesaver Rotary Storage is unique in that we offer two different styles of "Adder" units. This page highlights the differences between an Adder and a Full Adder.

As the name implies, Full Adder units still require a Starter Unit to begin the row of units but a Full Adder does not share any space with the Starter. This means that you can rotate a Starter and a Full Adder unit at the same time. See the 2D (Top View) illustration above for a closer look as to how we accomplish this feat. For those applications where multiple persons and continuous access is important, then the Full Adder is the unit to specify.

The 3D illustration shows our 6 Plus Full Adder unit in the "RO" configuration. The lower four openings are equipped with RO Hanging Folder Drawers. Openings above the drawers will be equipped with shelves and dividers. The illustration's part number is PFFA362576RO and it breaks down as follows:

- PF Designates Spacesaver Rotary Storage
- FA Designates a Full Adder Unit
- 36 Designates the nominal width, actual width of letter size is 36.5"
- 25 Designates the nominal depth, see Tech Data on depth at right
- 76 Designates the nominal height, actual height of 6 Plus is 76.625"
- RO Designates the interiors as designed for hanging folders



Shown in RO configuration

**Tech Data:** Depth. The depth dimension in the part number does not include the rotation space clearance required behind any Rotary Storage Unit. For Letter-Size purposes the rotation space is slightly less than six inches, for Legal-Size the space is slightly more than seven inches.

# SPACESAVER ROTARY STORAGE SYSTEMS

---



Workheight application, see page 15.



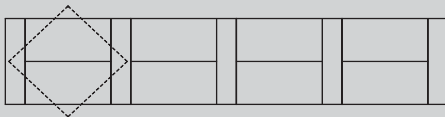
# SPACESAVER ROTARY STORAGE SYSTEMS

APPLICATION: NEXT-TO-WALLS OR PANEL

Compare Spacesaver Rotary Storage to conventional files

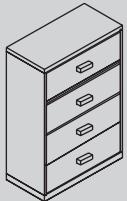
## SPACESAVER ROTARY STORAGE

The capacity and footprint comparisons are based on the Spacesaver Rotary Storage drawing shown on this page.




(4) 7 Plus Legal-Size Units  
1,680 LFI Capacity  
34 sq. ft. of floor space

## LATERAL FILES (36 W)

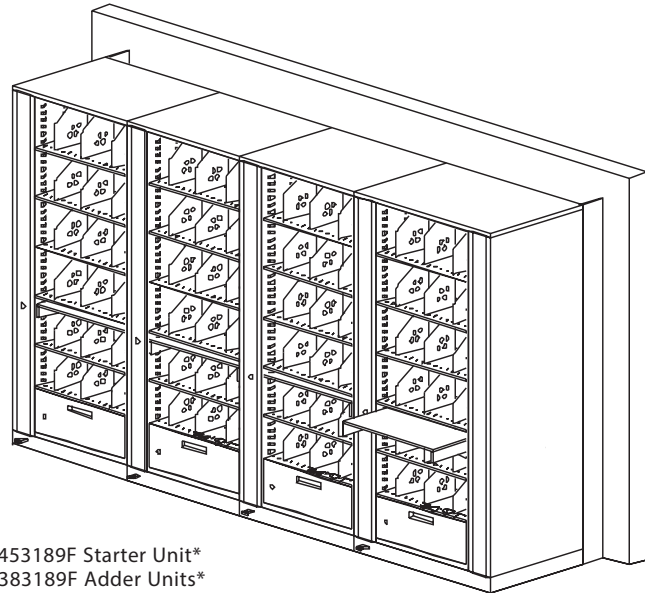


(13) Total Required  
1,664 LFI Capacity  
59 sq. ft. of floor space

## VERTICAL FILES



(17) Total Required  
1,700 LFI Capacity  
64 sq. ft. of floor space



(1) PFS453189F Starter Unit\*  
(3) PFA383189F Adder Units\*

- Increase capacity from 40% to 400%
- Increase access and storage/retrieval productivity 74% to 86%
- Add capacity as work flow dictates
- Match panel or wall heights with 12 height options.
- Cost effective solution for multimedia storage
- Modular system that changes to meet future space planning needs

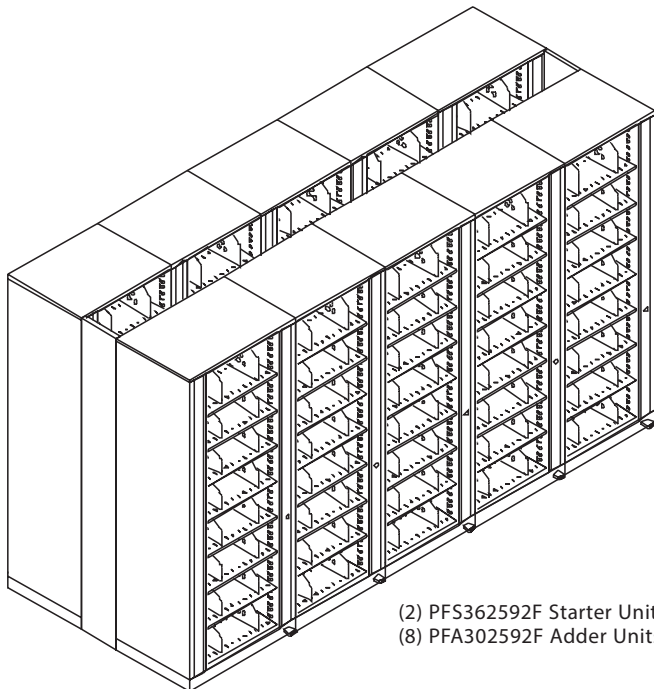
Spacesaver Rotary Storage, when placed next to a wall or next to a panel, increases both capacity and access to help make any office more productive. When rotated into the open position, fifty percent of all information is available for immediate retrieval. The other half is a simple rotation away. Our multi-media interiors mean that all your important data can now be stored within your reach.

As an added benefit, all Spacesaver Rotary Storage interior configurations can be customized to match your storage needs both now and in the future.

\* Options Shown in Drawing Include: Rotation Closing Strips (2), Rollout Reference Shelf (8), Security Drawer (8)

# SPACESAVER ROTARY STORAGE SYSTEMS

## APPLICATION: BACK-TO-BACK



(2) PFS362592F Starter Unit\*  
(8) PFA302592F Adder Units\*

- Very high capacity with lighter floor loads than high density mobile storage
- Excellent Space Utilization Efficiency ratings
- Flexible interiors for a variety of storage options
- Match panel or wall heights with 12 height options
- Units lock individually for multi-departmental security solutions.
- Spacing between units can be single depth or double depth

Back-to-Back Spacesaver Rotary Storage Units are perfect for the open office environment where high density mobile storage is not practical for high access documents. Ideal for financial institutions, health care environments, accounting departments, and government applications where there is a high turnover rate of active documents and a constant need for updating materials.

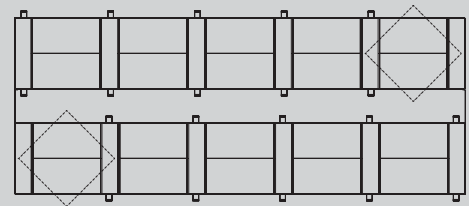
As an added benefit, each Spacesaver Rotary Storage interior configuration can be customized to match your storage needs now or in the future. You will maximize scarce capital resources when specifying Spacesaver Rotary Storage.

\* Option Shown in Drawing Includes:  
Double-Depth Rotation Closing Strips (2)

## Compare Spacesaver Rotary Storage to conventional files

### SPACESAVER ROTARY STORAGE

The capacity and footprint comparisons are based on the Spacesaver Rotary Storage drawing shown on this page.



(10) 8 Tier Letter-Size Units  
3,840 LFI Capacity  
69 sq. ft. of floor space

### LATERAL FILES (36 W)



(30) Total Required  
3,840 LFI Capacity  
135 sq. ft. of floor space

### VERTICAL FILES



(39) Total Required  
3,900 LFI Capacity  
146 sq. ft. of floor space

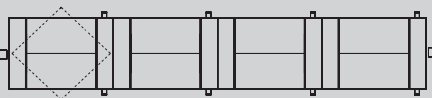
# SPACESAVER ROTARY STORAGE SYSTEMS

## APPLICATION BETWEEN WALLS OR PANELS

Compare Spacesaver  
Rotary Storage to  
conventional files

### SPACESAVER ROTARY STORAGE

The capacity and footprint comparisons are based on the Spacesaver drawing shown on this page.




(4) 5 Plus Legal-Size Units  
1,200 LFI Capacity  
39 sq. ft. of floor space

### LATERAL FILES (36 W)

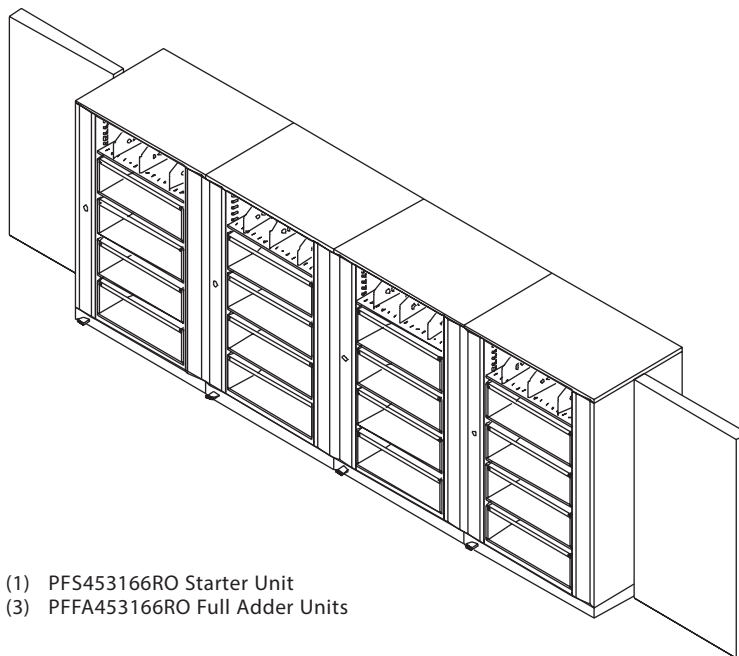


(10) Total Required  
1,280 LFI Capacity  
45 sq. ft. of floor space

### VERTICAL FILES



(12) Total Required  
1,200 LFI Capacity  
38 sq. ft. of floor space



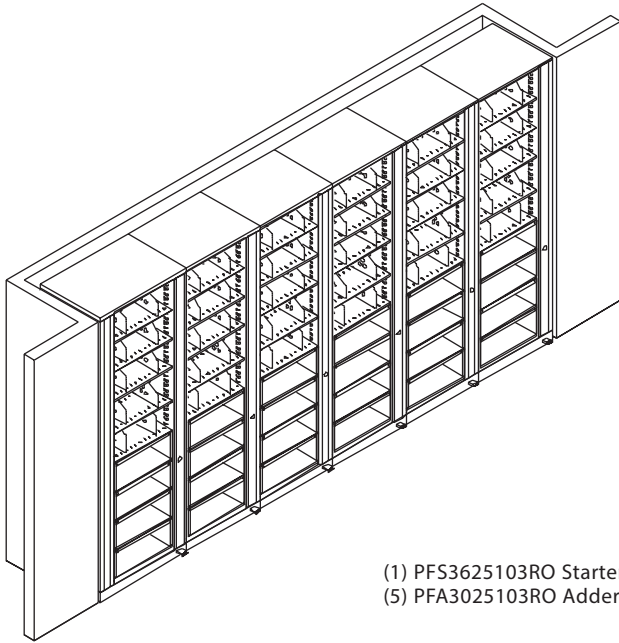
(1) PFS453166RO Starter Unit  
(3) PFFA453166RO Full Adder Units

- Dramatic increase in multi-user access with Full Adder Units
- Units extend only 10" to 14" into workstations, depending on letter or legal depth
- Dual pedals are standard on all Spacesaver Rotary Storage units
- Choose any of 12 heights to match panel or wall heights
- Easier sprinkler code compliance with twelve height options

Spacesaver Rotary Storage delivers applications that out-perform any drawer file application. Between Walls or Panels is just one of many examples. Spacesaver Rotary Storage can serve two areas simultaneously. Depending on the height selected, the space savings can be as dramatic as the access and capacity gains. Multi-media storage means that important information is available to all staff members.

# SPACESAVER ROTARY STORAGE SYSTEMS

## APPLICATION: ALCOVE STORAGE



(1) PFS3625103RO Starter Unit  
(5) PFA3025103RO Adder Units

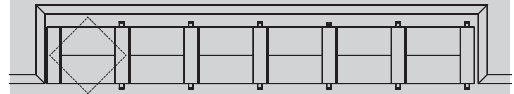
- Conceal double-depth capacity behind wall
- Maintain superior capacity over lateral files with overhead storage
- Improve access and worker productivity
- Exclusive Plus Sizes to maximize floor-to-ceiling efficiencies
- Built-in look at a fraction of custom millwork costs
- Dress up opening with wood trims

Alcove Storage applications disguise the depth of Spacesaver Rotary Storage within traditional stud wall construction or moveable wall technology. In either instance, Alcove storage makes the stored material "jump into the users field of vision" for ease of retrieval and return of the information. Be sure to add the rotation space behind the units for the perfect fit. Allow one inch extra in height and width when creating the finished opening. Dress up the opening with millwork trim for that custom image, at a fraction of the cost.

Compare Spacesaver Rotary Storage to conventional files

### SPACESAVER ROTARY STORAGE

The capacity and footprint comparisons are based on the Spacesaver drawing shown on this page.



(6) 9 Tier Letter-Size Units  
2,592 LFI Capacity  
41 sq. ft. of floor space

### LATERAL FILES (36 W)



(20) Total Required  
2,560 LFI Capacity  
90 sq. ft. of floor space

### VERTICAL FILES



(26) Total Required  
2,600 LFI Capacity  
98 sq. ft. of floor space

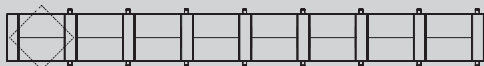
# SPACESAVER ROTARY STORAGE SYSTEMS

APPLICATION FREESTANDING/ROOM DIVIDER

Compare Spacesaver  
Rotary Storage to  
conventional files

## SPACESAVER ROTARY STORAGE

The capacity and footprint comparisons are based on the Spacesaver drawing shown on this page.



(8) 7 Plus Letter-Size Units  
2,688 LFI Capacity  
44 sq. ft. of floor space

## LATERAL FILES (36 W)

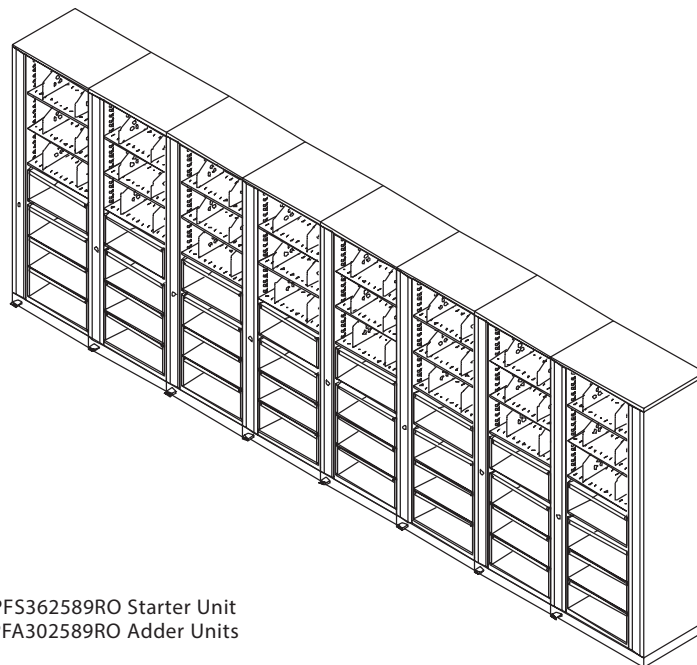


(21) Total Required  
2,688 LFI Capacity  
95 sq. ft. of floor space

## VERTICAL FILES



(27) Total Required  
2,700 LFI Capacity  
101 sq. ft. of floor space



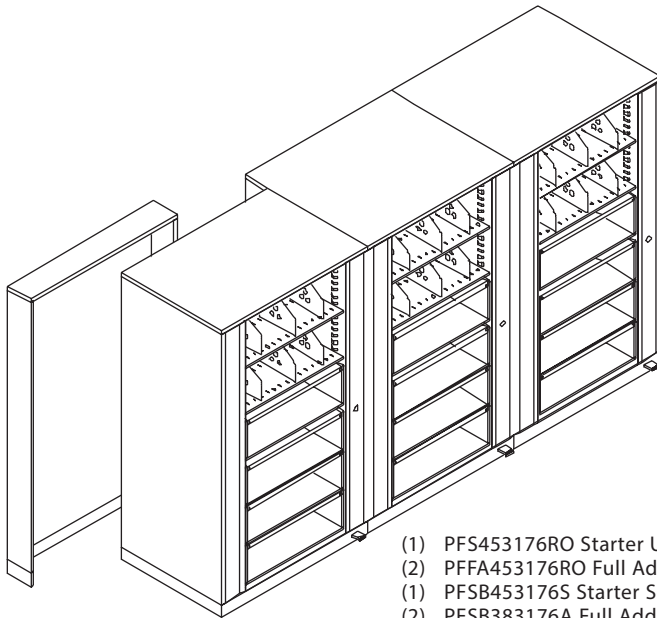
(1) PFS362589RO Starter Unit  
(7) PFA302589RO Adder Units

- Define departments without the expense of walls or panels
- Less floor space required than back-to-back lateral files
- Dual access is standard with Spacesaver Rotary Storage Systems... opens to both sides
- Rotates to close both sides

Why bother to construct stud walls or purchase and install expensive panel systems when Spacesaver Rotary Storage can perform that function in a productive and cost efficient way? Place Rotary Storage Units between adjoining departments that share information and watch productivity increase. Because dual pedals are included with every unit, easy access is maintained in any floor plan.

# SPACESAVER ROTARY STORAGE SYSTEMS

## APPLICATION: SECURE BACKS



- (1) PFS453176RO Starter Unit
- (2) PFFA453176RO Full Adder Units
- (1) PFSB453176S Starter Secure Back
- (2) PFSB383176A Full Adder Secure Back

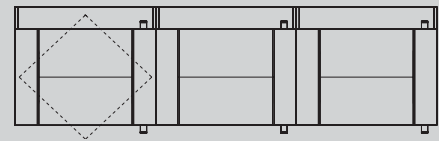
- Create single-side access as space plan dictates
- Wrap Secure Back in fabric tack board or custom millwork
- Retrofit existing Spacesaver Rotary Storage units when necessary
- Available in all heights, sizes, and colors
- Place tables, mail stations, etc. directly behind your Spacesaver Rotary Storage units

So you need the extra capacity and the space saving qualities of Rotary Storage, though your space plan design prohibits dual access. No problem. Specify Secure Backs and your Spacesaver Rotary Storage Unit becomes accessible from one side only. This application allows you to create corridors, allows tables or other work surfaces to be pushed directly against the units without interfering with the rotation of the unit itself.

Compare Spacesaver Rotary Storage to conventional files

### SPACESAVER ROTARY STORAGE

The capacity and footprint comparisons are based on the Spacesaver drawing shown on this page.



(3) 6 Plus Legal-Size Units  
1,080 LFI Capacity  
32 sq. ft. of floor space

### LATERAL FILES (36 W)



(9) Total Required  
1,152 LFI Capacity  
41 sq. ft. of floor space

### VERTICAL FILES



(11) Total Required  
1,100 LFI Capacity  
41 sq. ft. of floor space

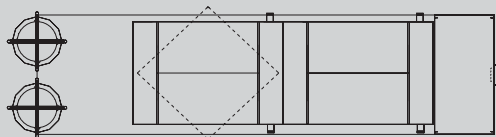
# SPACESAVER ROTARY STORAGE SYSTEMS

## APPLICATION: WORKHEIGHT COMBINATIONS

Compare Spacesaver  
Rotary Storage to  
conventional files

### SPACESAVER ROTARY STORAGE

The capacity and footprint comparisons are based on the Spacesaver drawing shown on this page.



(2) Legal-Size 3-Tier Units  
(1) 30 W, 65H Lateral File  
520 LFI Capacity  
23 sq. ft. of floor space

### LATERAL FILES (36 W)

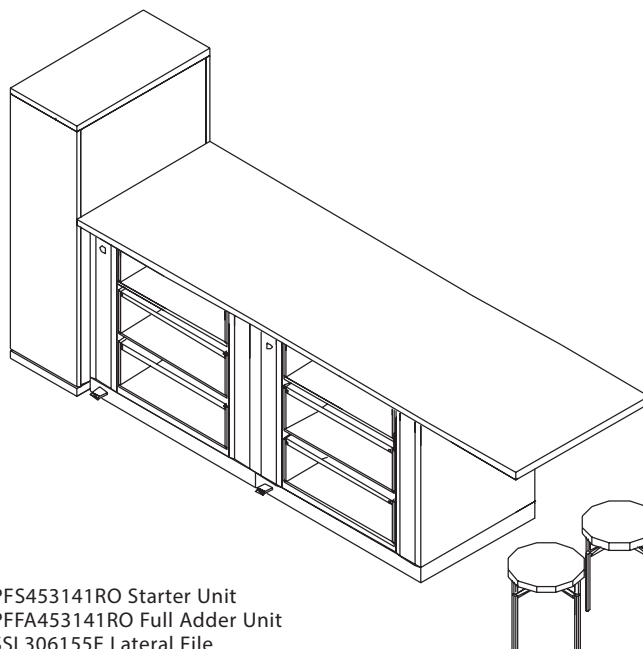


(6) Total Required  
576 LFI Capacity  
27 sq. ft. of floor space

### VERTICAL FILES



(7) Total Required  
525 LFI Capacity  
26 sq. ft. of floor space



(1) PFS453141RO Starter Unit  
(1) PFFA453141RO Full Adder Unit  
(1) SSL306155E Lateral File  
(1) Custom work surface

- Make your space work better for you with Workheight Combinations
- Great application for reviewing floor plans and flow-charts
- Extend work surface beyond the footprint for seating area
- Attach tack board to back as display board
- The only limit is your imagination
- Custom tops of stone, wood, or artificial surfaces

Need a little extra space to review work away from the telephone? Make extra work areas by combining Spacesaver Rotary Storage and Lateral Files, both from Spacesaver Corporation. These little work areas can be further developed into team touchdown spaces by extending the work surface and creating a seating area. Add ceiling mounted spotlights to illuminate the work area.

# SPACESAVER ROTARY STORAGE SYSTEMS

---



RO Reference Shelf, Page 24



Security Drawer, Page 22



Lock Options, See Tech Data  
Information, Page 22



Hanging Folder RO Drawer,  
Page 21



# SPACESAVER ROTARY STORAGE SYSTEMS

## INTERIOR SPACING TUTORIAL

Flexibility is one reason Rotary Storage is so attractive in today's everchanging business world. Spacesaver manufactures a wide variety of accessories to meet all your storage needs. Configuring the interior of your Rotary Storage Unit is simple, once you know the steps.

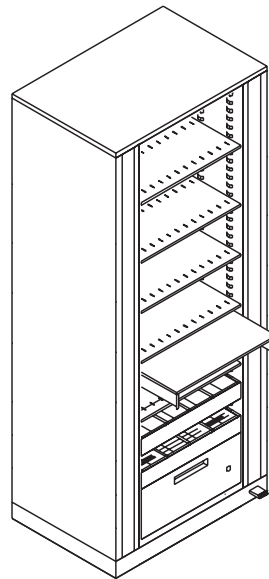
**Step 1** . The louvers on which all accessories hang are spaced at 1.75" increments. The chart below identifies various media applications and louvers required.

CLEAR OPENING	APPLICATION	LOUVERS REQUIRED
1.25"	....Extra shelf storage .....	1
3"	.....Flat forms .....	2
4.75"	....Microfilm, fiche, checks.....	3
6.5"	.....CD-ROM storage.....	4
8.25"	....Specialty height documents	5
10"	.....Toptab, endtab, hanging folders, security drawers ....	6
11.75"	....Binders, Oblique™ .....	7
13.5"	.....EDP printouts, tall binders	8
15.25"	....Ledgers .....	9
17"	.....Box storage .....	10
18.75"	....X-rays (stored on end) .....	11

**Step 2** . The next piece of the puzzle is the number of louvers inside each Rotary Storage Unit. Simply subtract the louver requirement for each accessory from the total number of louvers per unit and you can plan the interior of any Rotary Storage Unit quickly and easily.

Unit Height	Louvers
3 Tier	.....20
4 Tier	.....25
4 Plus	.....28
5 Tier	.....31
5 Plus	.....34
6 Tier	.....37
6 Plus	.....40
7 Tier	.....43
7 Plus	.....47
8 Tier	.....49
8 Plus	.....52
9 Tier	.....55

EXAMPLE: A 7 Plus Starter unit has 47 louvers. As configured in the example below, each side will house four openings for binders, one opening for endtab folders, two CD-ROM Drawers, one Security Drawer, and one RO Reference Shelf.



Binders	7 louvers
Binders	7 louvers
End Tab Files	6 louvers
End Tab Files	6 louvers
Reference Shelf	1 louver
End Tab Files	6 louvers
CD-ROM	4 louvers
CD-ROM	4 louvers
Security Drawer	6 louvers
<b>TOTAL</b>	<b>47 LOUVERS</b>

A few other points when planning the interior of your Rotary Storage Units:

RO Reference Shelves take one louver when the material stored below is placed on one of our standard shelves.

If RO Drawers, Racks, CD-ROM Drawers are used beneath the Reference Shelf, then the required number of louvers is three.

Between RO Drawers, an additional one-quarter inch of height is available. This means that the clear opening when housing toptab folders on a roll-out drawer is actually 10.25".

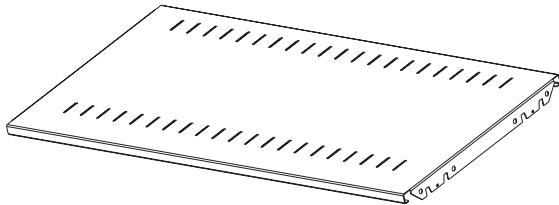
All units come standard with lock and dual footpedals.

# SPACESAVER ROTARY STORAGE SYSTEMS

## ACCESSORY GUIDE

### ADJUSTABLE SHELF

The Adjustable Shelf is the accessory supplied as standard equipment in all units designated as "F." Units designated as "RO" include the Adjustable Shelf on all openings above the RO Hanging Folder Drawers.



Adjustable Shelf

The Adjustable Shelf is slotted every inch to accept dividers. Letter-size shelves have one stiffener welded below to prevent deflection under heavy loads; legal size shelves have two.

All Adjustable Shelves are notched for a perfect fit above a Security Drawer. For X-Ray (on end) applications, an additional stiffener is added for strength. Consult the factory for pricing and delivery of this option.

### PARTS SPECIFICATIONS

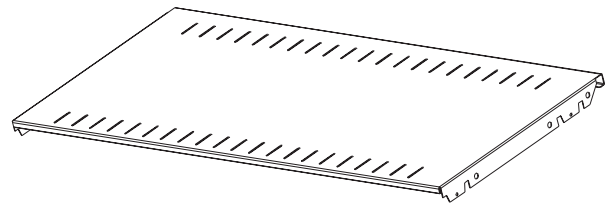
Letter-Size	Description	Legal-Size
PF1224	Adjustable Shelf	PF1530
PF1024	Recessed Shelf	PF1230
24"	Capacity (LFI)	30"
12.25"	Depth Adjustable Shelf	15.25"
11"	Depth Recessed Shelf	12"

### RECESSED SHELF

The Recessed Shelf is slotted every inch for shelf dividers but provides two distinct features, compared to the Adjustable Shelf. When used in Legal-size units, the shelf depth is twelve inches, the perfect size for letter-size documents, 3-ring binders, etc (including A4-Size material). With the Recessed Shelf there is no need for "shortstops" (or any other primitive device) to allow for this filing and storage application.

The second feature is a bit more subtle. By shortening the depth of the shelf, endtab file folders cantilever over the edge of the shelf itself. This provides for greater vision of the folders located below any shelf thus speeding the filing and retrieval of documents.

Incorporated into the underside design of each shelf is a slotted divider strip to allow for the secure attachment of any divider. All shelves are finished in a Slate Gray powder coat finish.



Recessed Shelf

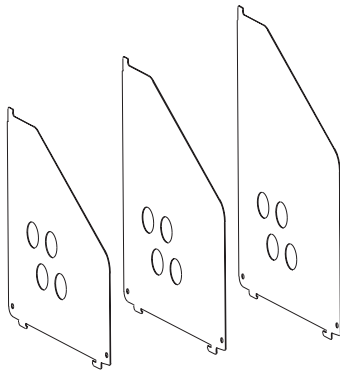
**Tech Data** : Textured Paint. The powder coat surface on the exterior of all Rotary Storage Units is a rich and luxurious texture. Gloss is set at a maximum of 55%...the industry standard.

# SPACESAVER ROTARY STORAGE SYSTEMS

## ACCESSORY GUIDE

### DIVIDERS

Rotary Storage dividers utilize a unique three-point attachment. Each divider hooks into two slots punched into every shelf, as well as a third point integrated into the bottom of the shelf above. This three-point support maximizes shelf depth and allows for oversized documents to be housed with greater flexibility, such as expandable file pockets. Dividers are the same depth for both letter and legal-size shelves.



Dividers are available, by height, for all size openings 4.75" through 18.75" and are packaged four per box. Dividers are supplied in Slate Gray powder coat finish.

### PARTS SPECIFICATIONS

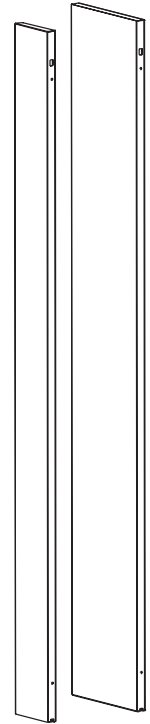
Part Number	Description
PFD475P	4.75" Shelf Divider
PFD650P	6.5" Shelf Divider
PFD825P	8.25" Shelf Divider
PFD10P	10" Shelf Divider
PFD1175P	11.75" Shelf Divider
PFD1350P	13.5" Shelf Divider
PFD1525P	15.25" Shelf Divider
PFD17P	17" Shelf Divider
PFD1875P	18.75" Shelf Divider

### ROTATION SPACE CLOSURE STRIPS

Rotary Storage Units require a "rotation space" in both the front and rear of each unit. This rotation space provides the clearance necessary for the operator to rotate any unit. For Letter-size units the space is 5 7/8" minimum; for Legal-size 7 1/4".

The rotation space in the front of each unit utilizes existing aisle space and is only an issue in the taller units where overhanging signs or lighting may be present.

The rotation space behind each unit can be camouflaged by using the Rotation Space Closure Strip. Made of cold-rolled steel and painted to match the outside of any unit, the strips are available in both single-depth and double-depth sizes. In addition, both depths can be customized for use under Extended Canopy Tops. These decorative strips provide a clean and aesthetic finishing touch to any installation.



Consult Price List for Part Numbers. Over 48 different sizes available.

**Tech Data :** Reinforced Canopy Tops. Each Canopy Top is reinforced for strength and rigidity. Only Spacesaver provides this critical element in cabinet structure.

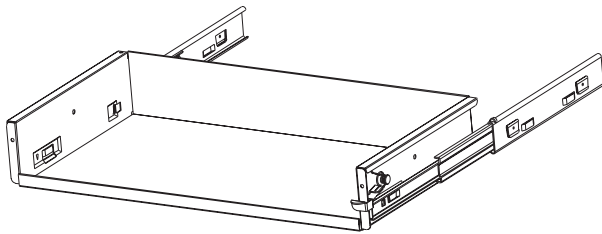
# SPACESAVER ROTARY STORAGE SYSTEMS

## ACCESSORY GUIDE

### RO DRAWER

The RO Drawer is the backbone of most Rotary Storage roll-out accessories. All RO components exceed BIFMA strength protocols. The torsion spring-activated thumb latch is exclusive to the industry, as are the time-saving installation procedures. The slide attaches to itself through a pre-punched hole in the door louver. Anti-rocker shafts are formed into the precision-bearing slides to eliminate pronation during extension.

Used alone, the RO Drawer offers the convenience of easy rolling and easy access. Combined with other components it is used to integrate an entire suite of multi-media options and accessories. Supplied in Slate Gray powder coat finish.



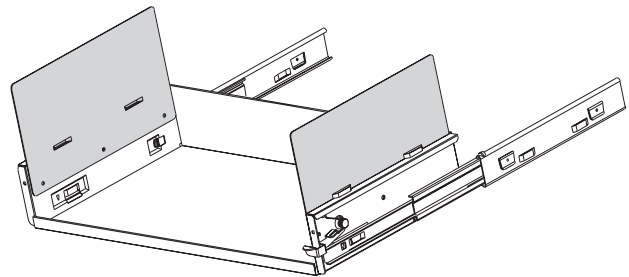
### PARTS SPECIFICATIONS

Letter-Size	Description	Legal-Size
PF2412RO	RO Drawer	PF3015RO
The following are sub-assembly components that are included in each RO Drawer:		
PF20645	Right Hand Slide	PF20647
PF20646	Left Hand Slide	PF20648
22.625"	Width/Capacity	28.625"
12.125"	Depth	15.125"
3.5625"	Drawer Height	3.5625"
PF52511	Thumb Latch	PF52511
PF52512	Rivet	PF52512
PF20494	Torsion Spring	PF20494

### END SUPPORTS

End Supports are used in conjunction with the RO Drawer. End Supports extend the side of the RO Drawer to ensure top-tab or end-tab folders stay vertical. Sold in pairs, End Supports are solid steel. Our exclusive End Support design protects the folders when used under the RO Reference Shelf.

End Supports are supplied in Slate Gray powder coat finish. Use PFMAGDIV for an infinite adjustment divider.



### PARTS SPECIFICATIONS

Letter-Size	Description	Legal-Size
PFESLTR	End Support (pair)	PFESLGL
10"	Clear Opening	10"
6	Louvers Required	6
8.1875"	Drawer Height	8.1875"

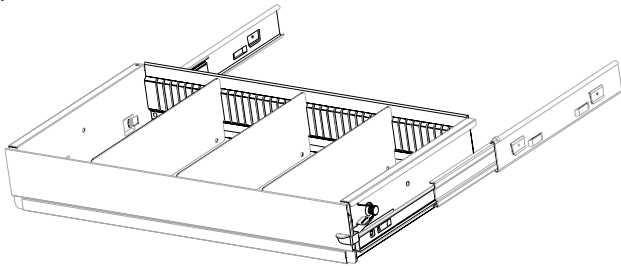
**Tech Data :** Post-paint assembly. Rotary Storage bases are painted and then assembled. Further, all lock-related sub-components are plated, not painted, for extra reliability. The fasteners used on each base, in the remote chance that service will be required, are field serviceable and replaceable. The use of oil-impregnated bronze bushings provides permanent lubrication for key components. Our warranty demonstrates our confidence in these exclusive features.

# SPACESAVER ROTARY STORAGE SYSTEMS

## ACCESSORY GUIDE

### CD-ROM DRAWER

Within the next few years, virtually all new desktop computers will include read-write CD-ROM drives. The need to store CD-ROMs will grow exponentially, and this accessory fills that need. All the sturdy and functional features of the RO Drawer platform are retained in the CD-ROM Drawer. To order a complete CD-ROM Drawer, just use the simple CD-ROM Drawer part number. To convert an existing RO Drawer, use the sub-assembly components. The CD-ROM Drawer is supplied in Slate Gray powder coat finish.



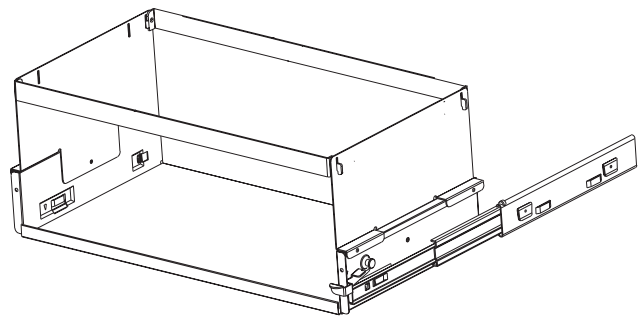
### PARTS SPECIFICATIONS

Letter-Size	Description	Legal-Size
PF2412CDROM	CD ROM Drawer	PF3015CDROM
96	Capacity (jewel cases)	150
6.5"	Clear Opening	6.5"
4	Louvers required (CD-Rom's)	4
22.625"	Width/Capacity	28.625"
12.125"	Depth	15.125"
3.5625"	Drawer Height	3.5625"
The above part number <u>includes</u> the following sub-assembly components:		
PF5DF24	Drawer Front	PF5DF30
PF5DB24	Drawer Back	PF5DB30
PFDD12P	Drawer Divider	PFDD15P

**Tech Data :** Cleaning. Usually warm water and a soft cloth will be sufficient to clean the powder coat surface. Avoid caustic cleaners including most household products. For stubborn stains and/or additional shine use automotive interior products .

### HANGING FOLDER RO DRAWER

The value of the RO Drawer platform is exemplified with our most popular RO accessory. Over 85% of all paper documents can be housed within the Hanging Folder RO Drawer. All of the sturdy and functional features of the RO Drawer platform are retained in the Hanging Folder RO Drawer. To order the complete Hanging Folder RO Drawer, just use the simple Hanging Folder RO Drawer Part Number. Or, specify entire units pre-equipped with up to four levels of RO Hanging Folder Drawers (Shelves and Dividers included in Tiers 5 and higher) by using the "RO" pre-configured units, available in all heights and sizes. To convert any existing RO Drawer, use the sub-assembly part numbers.



### PARTS SPECIFICATIONS

Letter-Size	Description	Legal-Size
PFHFD2412	HF RO Drawer	PFHFD3015
22.625"	Width/Capacity	28.625"
10"	Clear Opening	10"
6	Louvers required	6
9.31"	Drawer Height	9.31"
The above part number <u>includes</u> the following sub-assembly components.		
PFHFI2412	HF Insert Frame	PFHFI3015
PF52513	Brackets (Pair)	PF52514
PF52516	Bars (Pair)	PF52517

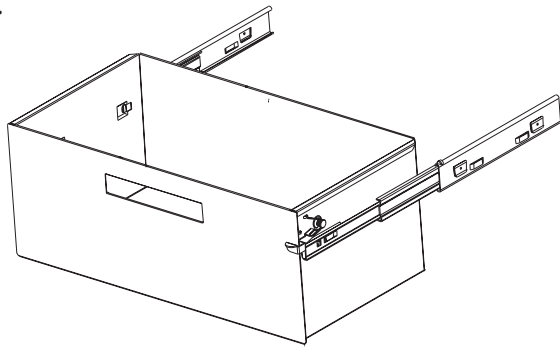
Note: Legal brackets are slotted to accept letter-size hanging folders. Brackets are "unhanded," as are bars. Suspension slides included with each Hanging Folder RO Drawer.

# SPACESAVER ROTARY STORAGE SYSTEMS

## ACCESSORY GUIDE

### FULL FACE RO DRAWER

The Full-Face RO Drawer is the closest thing to the look of a lateral file drawer. This accessory will accept top tab folders and Converter Bars. Included with the Full-Face Drawer are suspension slides, and the thumbblatch (complete with torsion spring). The Full-Face Drawer is perfect for those front-office environments where it is important to present a cleaner or more professional image to the public. Color matches the exterior color of unit.



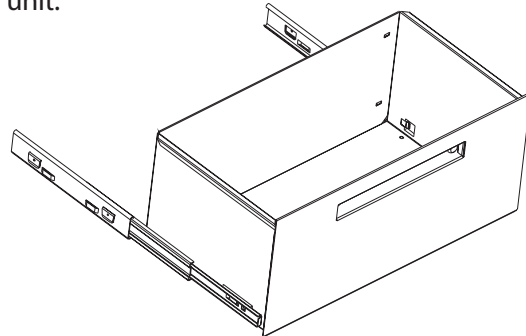
### PARTS SPECIFICATIONS

Letter-Size	Description	Legal-Size
PFNLD2412	Full-Face RO Drawer	PFNLD3015
22.625"	Width/Capacity	28.625"
12"	Drawer Depth	15"
9.125"	Drawer Height	9.125"

**Tech Data :** Lock Options. Unless otherwise specified, Rotary Storage orders are keyed alike by size. For example, an order for ten total units, of which six are 7 Plus and four are 5 Plus, would have all 7 Plus units keyed alike and all 5 Plus units keyed alike. Each lock comes with two keys. Changing lock cores is possible with an extractor key, no disassembly of the unit or lock is required. Master keys are available when multiple keys are specified. Locks can be coordinated with other Spacesaver products. Custom locks are available. Allow extra lead time.

### SECURITY DRAWER

If extra security is required for material stored in your Rotary Storage Unit, then the Security Drawer is the correct accessory. The Security Drawer is simple and easy to install or to relocate. The locking cam, controlled by the key, aggressively secures the adjustable shelf in place, locking contents from prying eyes. Moreover, each adjustable shelf is punched to allow it to be securely attached to the door louvers above the security drawer. Another exclusive Spacesaver design feature. Color matches the exterior color of unit.



### PARTS SPECIFICATIONS

Letter-Size	Description	Legal-Size
PFSD2412	Security Drawer	PFSD3015
22.625"	Width/Capacity	28.625"
11.88"	Drawer Depth	14.88"
9.125"	Drawer Height	9.125"

Shelf above Security Drawer sold separately. Keys can be coordinated with all Spacesaver Products. Due to limitations caused by the intrusions of the lock barrel, the Security Drawer can accommodate top-tab folders only.

The above part number includes the following sub-assembly components:

PF52567	Lock, Cam, Keys	PF52567
PF20599	Lock Bezel	PF20599
PF20522	Key Plug with Keys	PF20522
PF20547	Hex Nut	PF20547
PF29051	Lock Housing Spacer	PF29051

**Tech Data :** Pass-Through. When specified, a pass-through opening option is available. Height of Pass-Through limited to 21".

# SPACESAVER ROTARY STORAGE SYSTEMS

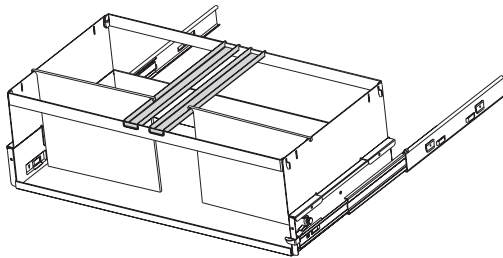
## ACCESSORY GUIDE

### CONVERTER BARS

Converter bars allow the hanging of two front-to-back rows of letter-size hanging folders in a legal-size RO Hanging Folder accessory, or hang one row of legal-size hanging folders in a letter size RO accessory.

Converter Bars can be used with any of three Rotary Storage RO accessories: Full Face RO Drawer, RO Hanging Folder Drawer, and the RO Hanging Folder Frame. Converter Bars cannot be used on a Security Drawer. Converter Bars add no additional height to RO Accessory.

Legal-size Converter Bars consist of a package of two bars; letter-size consists of one bar. Supplied in Slate Gray powder coat finish.



### PARTS SPECIFICATIONS

Letter-Size	Description	Legal-Size
PFCBLTR	Converter Bars	PFCBLGL

**Tech Data :** Lead times. Spacesaver Rotary Storage has a ten day quick ship program in four of our most popular colors, in our five most popular heights: 5 Plus, 6 Plus, 7 Tier, 7 Plus, and 8 Tier heights. Quick ship units include "F", "E", and "RO" models as well as our most popular accessories. Colors are: Tan, Furniture White, Frost and Designer Gray.

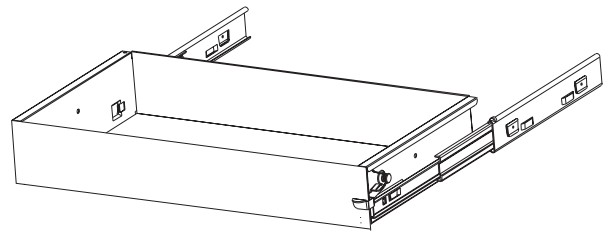
Standard lead times are 3-6 weeks, depending on factory load at the time an order is placed.

Custom colors are available with an 8 to 12 week lead time. Slight upcharges apply.

### RO HANGING FOLDER FRAME

An economical alternative to the RO Hanging Folder Drawer, the RO Hanging Folder Frame supplies strength and rigidity exclusive to the industry. The 3" wide welded steel frame mounts directly to the drawer suspensions. Converter Bars may be used with the RO Hanging Folder Frame.

The RO Hanging Folder Frame is supplied in Slate Gray powder coat finish.



### PARTS SPECIFICATIONS

Letter-Size	Description	Legal-Size
PFR0HF2412	RO HF Frame	PFR0HF3015
22.625"	Width/Capacity	28.625"
12.125"	Frame Depth	15.125"
4.125"	Frame Height	4.125"

Suspension slides included with each RO Hanging Folder Frame.

**Tech Data :** Vinyl Door Strips. The Vinyl Door Strip is available in nine standard colors. It is possible to mix and match these standard color strips for your order. Custom colors are supplied with black strips, unless otherwise specified.

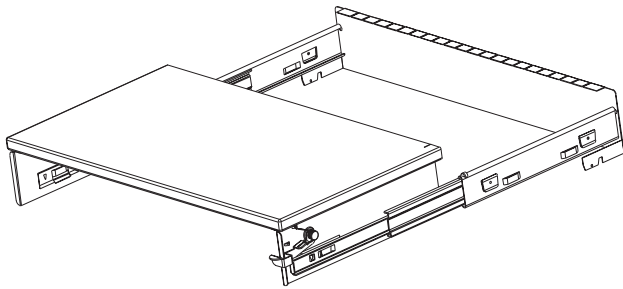
The vinyl strip consists of two different materials. The exposed portion is soft, flexible, and ribbed to control residual shrinkage. The unexposed portion of the strip is a rigid vinyl which snaps directly into the channel in the post.

# SPACESAVER ROTARY STORAGE SYSTEMS

## ACCESSORY GUIDE

### RO REFERENCE SHELF

Storing and retrieving information can be a tedious job and we all appreciate help where ever it can be found. The RO Reference Shelf is just this kind of help. The Reference Shelf is that "extra" hand we sometimes need for storage or retrieval. And it is a great place to sort through volumes of material right at the source. The top is Pearl Black plastic laminate. Brackets and divider support are supplied in Slate Gray powder coat finish. A handhold is routed on the underside of the shelf top.



### PARTS SPECIFICATIONS

Letter-Size	Description	Legal-Size
PFROREF24	RO Reference Shelf	PFROREF30
1 or 3	Louvers required*	1 or 3
23.625"	Width	29.625"
12.375"	Depth	15.375"
The above part number <u>includes</u> the following sub-assembly components:		
PF52545	RO Shelf Top	PF52546
PF20645	RH Slide	PF20647
PF20646	LH Slide	PF20648
PF52548	Divider Support	PF52549
PF52538	RH Bracket w/latch	PF52539
PF52542	LH Bracket	PF52543

\*One louver is required when RO Reference Shelf is placed above an Adjustable or Recessed Shelf. Three louvers are required when RO Reference Shelf is placed above an RO accessory or rack.

### ADDITIONAL ACCESSORIES LISTING

Not listed in this Guide but available for Rotary Storage Systems are the following additional accessories. Consult factory for more information.

Letter-Size	Description	Legal-Size
PFOB24	Oblique™ Rails	PFOB30
PFANCHOR	Seismic Floor Anchor	PFANCHOR
PFMAGDIV	Magnetic Divider	PFMAGDIV
PFLTRDOL	Transport Dolly	PFLGLDOL
PFLIFT	Hydraulic Lifters	PFLIFT
Varies*	Extended Canopy Top	Varies*
Varies*	Conversion Kits	Varies*
Varies*	Laminated Door Options	Varies*
Varies*	Laminated Tops	Varies*
Varies*	Tackboard End Panels	Varies*
Varies	Special Locks	Varies*
N.A.	European Style racks/shelves	Varies*

Consult factory for part number, pricing, and delivery time.

\*Varies means that multiple sizes are available that are too numerous to list here.

**Tech Data :** Conversion kits. Need to change an Adder unit into a Starter unit? Or how about a Full Adder to a Starter? Conversion kits exist to transform any Adder or Full Adder into a Starter.

**Tech Data :** Software. AutoCad 14 2D symbols are available for both letter and legal size, Starters, Adders, and Full Adders. GIZA 2D and 3D libraries are also available. Most of the illustrations in this Guide were made using the GIZA software and the Spacesaver Rotary Storage System library.



### Section 1: Summary of Work

- A. Vendor will furnish all labor, materials, equipment, tools, supervision, and services required to install the complete and fully operational Rotary Storage Systems as specified or shown on any of the attached drawings. (Regulating body permit fees excluded.)
- B. It is the vendor's responsibility to field verify all dimensions prior to ordering the system and beginning the installation. Vendor will coordinate the installation with both the owner and any other trades performing work at the job site.
- C. The entire installation will be warranted against defects in material and workmanship for a minimum period of five years, including labor. Additionally, the entire base, rotor bottom, and respective integrated components will be warranted against defects in materials and workmanship for a period of ten years. Finally, all rotation surfaces on both the stationary base and the rotor bottom will be warranted for a lifetime. Lifetime is defined as "for as long as the original owner possesses the equipment."
- D. It is the vendor's responsibility to provide certificates of insurance for both general liability and workman's compensation. In addition, vendor will establish that they are a licensed contractor within the jurisdiction of this project.
- E. The Technical Specifications that follow this summary are meant to establish the level of quality that has been established as a requisite for this project. Bidder must identify, in detail sufficient to allow for the evaluation of bidder's offer, any deviations from these requirements. Failure to identify any deviation will be cause for rejection of bidder's proposal as non-responsive.

### Section 2: Submittals Required

- A. Qualifications (submit with bid as attachment #1). Each bidder will include a list of at least ten (10) filing, storage, or other materials management projects of equal or greater size than this project. That list must include customer's name, address, phone number, and a contact. In addition, a brief project description that describes the bidder's involvement and responsibilities essential to the completion of the project must be included. Finally, the date that the equipment was installed and the unique system features that each example represents must be included. In addition, the resume of the sales agent responsible for the project may also be included for the owner's review.
- B. Drawings (submit with bid as attachment #2). Each bidder must submit drawings that accurately reflect all dimensions and pertinent features of the rotary storage system. Profiles will include both 2D and 3D perspectives, location of accessories, and size of openings.

- C. Manufacturer's Literature (submit with bid as attachment #3). Each bidder must submit complete specifications of any alternative product offered.
- D. Bill of Materials (submit with bid as attachment #4). Each bidder will submit a complete bill of materials, an itemized breakdown of components and installation/service instructions. Exact quantities, part numbers, and descriptions must be provided. General descriptions of units provided and interior configurations are not acceptable. Failure to provide an accurate bill of materials is cause for rejection of bid.
- E. Maintenance and Service (submit with bid as attachment #5). Each bidder will submit the location of the office that will perform maintenance, service, and warranty work. Each bidder will also specify a response time to service requests from owner. If vendor is proposing a maintenance agreement this must be itemized separately.

The above submittals are mandatory. Bids lacking in any detail will be rejected as non-responsive.

- F. The owner for comparison purposes may request individual components. The components must be made available at no charge. If bidder is selected to provide product for the project, then the components may become part of the project for the successful bidder provided that color, size, etc. are compatible.
- G. All components must be new. All components will be delivered to the mutually agreed to location in new factory boxes. Packaging will exceed common carrier requirements. Materials will be shipped Class 70 or higher. At all times freight management is the responsibility of the vendor. Owner will not be required to file freight claims, call for inspection, or reimburse vendor for freight damages or freight damaged components.
- H. After assembly, the vendor will clean all surfaces and then take whatever protective measures are necessary to protect the installation from damage during any remaining construction.
- I. Training sessions must be scheduled with each operator. Training must be available at no additional cost to the owner.

### Section 3: Technical Specifications/Components

- A. The Rotary Storage System must have the following mandatory characteristics.
  - 1. Units will be available as Starters, Adders, and Full Adders.
  - 2. Units will available in a minimum of twelve (12) standard heights.
  - 3. If specified, options shall exist which guarantees that additional units may be attachable from either side of any of the above units without the necessity of relocating an existing unit.

- 4. Locks are to be included. Locks will be coordinated with all other products from the chosen manufacturer. Multiple key options must exist.
- 5. Vinyl door strips must consist of two separate materials. The exposed portion of the vinyl door strip must be soft and flexible. The spine of the vinyl door strip must be rigid to allow for installation into the post of each unit while controlling any residual shrinkage.
- 6. The rotating interior will be identical for all models, with the exception of height, based on letter-size or legal-size units.
- 7. External painted surfaces will be a textured or raised surface to hide operator's fingerprints or weld marks created during the manufacturing process.
- 8. Powdercoat surfaces are mandatory. Twenty (20) standard colors will be offered.
- 9. Special colors must also be available.
- 10. Touch up paint must be included in every Starter unit (Standard colors only).
- 11. Installation, freight, and inside delivery is to be included, but may be itemized separately in the quotation.

### B. Rotary Base Specifications

- 1. Bases will be fabricated with minimum 12 gauge cold rolled steel that is deep drawn into a columnar design for maximum strength and a minimum of materials.
- 2. A base cover of 16 gauge will be welded to the deep-draw sub-component to give the entire rotary base a clean and aesthetic appearance. No welds are permitted on the rotation surfaces of the rotor base or the rotor bottom.
- 3. Dual foot pedals will be standard. Each pedal will be equipped with a non-slip vinyl surface.
- 4. Foot pedals will be connected to the self-centering latch mechanism via zinc plated index pawls which are in turn attached to a zinc plated bell crank. Pedals will return to their proper resting-place automatically through the use of spring tension.
- 5. Latch mechanism will consist of seven (7) total components, not inclusive of fasteners. Six (6) of the components will be a system of carbon-lubricated shives; the seventh is the latch itself. The entire latch mechanism will be automatically activated by the release of the foot pedal and the operator's rotation. A 2,000-lb. die spring will catch the rotating interior and safely stop rotation. Latch mechanism must be capable of engaging, stopping the rotating interior every quarter turn directly through the operator's control of the foot pedal.

# SPACESAVER ROTARY STORAGE SYSTEMS

## SPECIFICATIONS

6. A zinc-plated lock bar will activate through the external lock on the unit. The unit will have three (3) locking positions. Position one is the unlocked position, where the latch engages upon the operator's release of the foot pedal during rotation. Position two is the locked position, either open or closed as the operator determines. Position three is "free spin" whereby the operator can lock the pedal down and disengage the latch mechanism for ADA compliance.
  7. In the locked position an additional security device will prevent the interior from being forced open.
  8. All the above components will be field serviceable and replaceable. All fasteners will be removable. Under no circumstances must it be necessary to replace the rotary base for simple field repairs.
  9. The self-centering mechanism, consisting of the bell crank; the latch mechanism; and the lock bar activated security device, will be attached to the rotary base using both fasteners and oil-impregnated bronze bushings. No lubrication will be necessary in either the factory assembly or installation procedures. Neither will it necessary to lubricate these components in the field.
  10. The rotor base will be assembled after painting at the factory. Pre-paint assembly of any of these components is not acceptable.
  11. Leveling of the rotor base will be accomplished through four independently adjustable leveling domes. In seismic zones the levelers will be Grade 5. Calculations indicating compliance with the most current building codes must be submitted where applicable.
  12. Access to the bell crank, pawls, and lock bar will also be available through an access panel located in the top of the rotor base. Punched holes are not insufficient.
  13. Upon request, testing data demonstrating the life cycle of the pedal-related mechanisms must be available. That data must be based on a minimum of 500,000 pedal activations. Further, the data must demonstrate that after the testing, the mechanism still responds to the operator's actions.
  14. A press-formed raceway, circular in design, will capture the ball bearings and prevent burnishment of the rotor base.
  15. Letter-size units will have a minimum of twenty-two (22) five-eighths diameter hardened carbon steel ball bearings. Legal-size will have a minimum of forty-four (44) ball bearings.
  16. The back of the rotor base will be punched to accept rotation space closure strips.
- C. Assembled Rotor Bottom Specifications
1. The rotor bottom consists of four major components: The deep drawn rotor bottom, an integrated and slotted rotor base shelf pan, a circular ball bearing cage, and the carriage bolt/oil impregnated bronze bushing/lock nut fastener.
  2. The deep draw rotor bottom will be fabricated from 12-gauge cold rolled steel.
  3. The deep draw rotor bottom will have a circular press formed raceway which matches perfectly the identical raceway formed in the rotary base. The combination of these two identical raceways will create a circular channel within which all ball bearings will rotate. This design eliminates burnishment of the steel components. In effect, the surfaces will last a lifetime. No other detail is acceptable.
  4. The rotor base shelf pan will be slotted to accept standard dividers and the DAC divider (patent pending.)
  5. The ball cage will secure each individual ball bearing within a circular notched design. The ball cage will be fabricated from 16 gauge steel.
  6. The assembled rotor bottom will attach to the Base with a minimum one-half inch carriage bolt. An oil impregnated bronze bushing will provide continuous lubrication. A lock nut will secure the connection. No other styled connection will be accepted.
- D. Doors, Center Panel, Rotor Top, and Canopy Top
1. Doors will consist of an inner door panel and an outer door panel, which are welded to form one structure. Doors attach to the rotor bottom without the need for fasteners of any type.
  2. Shelves and RO Accessories will attach to the inner door panel at not more than one and three quarter inch adjustability.
  3. All shelves and RO accessories will be supported at a minimum of four points.
  4. Attachment of RO accessories will be in combination of both door louvers and four metal screws. The door louvers are to be punched for this specific purpose.
  5. Shelves may be attached with screws, but it is not required, except above security drawers.
  6. Center panels will be full-length and triple-flanged to meet and connect to the doors and the rotor bottom. An option for pass through shelves must also be available when specified.
  7. The center panel will attach to the door every five and one-half inches. The attachment will be by a unique clip and screw fastener. The same style fastener will attach the center panel to the rotor bottom as well.
  8. The rotor top will compression fit into the door. No fasteners of any type are required.
  9. The rotor top will have slotted strips integrated into the design so that both standard and DAC dividers can be used in the top openings of any unit.
- E. End Panels, Posts, and Vinyl Door Strips
1. Each Starter unit will be complete with two end panels, four posts, and four vinyl door strips.
  2. Each Adder unit will be complete with two posts and four vinyl door strips.
  3. Each Full Adder will be complete with four posts, four vinyl door strips and two post fillers.
  4. The design of the post will include a reverse bevel for clearance during rotation.
  5. The vinyl door strips will be available in a variety of colors to match the most popular standard colors.
  6. The vinyl door strip will snap-fit into the post for a smooth and flush appearance. Self-adhesive door strips are not acceptable.
  7. End panels and posts will connect to each other without the need of fasteners of any type. The end panel/post assembly will connect to both the base and the canopy tops with minimum of five-sixteenths inch bolts.
  8. Locks will be installed on the post immediately above the primary foot pedal.
  9. An identification ring will be placed around the lock to identify the servicing Area Contractor for Spacesaver Corporation.
- G. Accessories: Internal and External
1. A full range of accessories will be available to effectively store all types of files, folders, multi-media components, books, binders, hanging folders, etc.
  2. Bidder agrees that any specified standard accessory will remain available to owner for the entire five-year warranty period.
  3. External accessories will include: extended canopy tops, rotation space closure strips, laminated door face options, fabric wrapped tack boards which cover the end panels, range finders and card holders.
  4. All new accessories will be designed to be installed within the specified Rotary Storage Units.
- H. These specifications are subject to changes that improve the performance of Spacesaver Rotary Storage Systems.
10. An oil impregnated bronze bushing will be integrated into the rotor top design to allow the canopy top to secure the rotating center of gravity.
  11. The canopy top will be sized to reflect the overall depth and width of each unit.
  12. The canopy top will be reinforced for strength and to eliminate shipping damage.



# APPLICATIONS

Spacesaver has the product and expertise to fit any situation. The Spacesaver Group has installed more storage systems than the rest of the industry combined.

Current applications include:

- Financial
- Healthcare
- Manufacturing
- Justice
- Professional Services
- Libraries and Education
- Art Museums
- Government

Other Spacesaver products include:

- Library specialty display shelving
- Mobile art racks
- Modular floor mobile systems
- Quickspace™ pull-out storage units
- Lateral sliding shelving
- Modular doors & drawers for 4-post shelving
- Industrial pallet-rack systems
- Lateral filing cabinets
- Bookcases
- Pedestal files



# PLANNING AND SERVICES

## DESIGN ASSISTANCE CENTERS

The Spacesaver Group maintains Design Assistance Centers at corporate headquarters and in most major cities. These Centers are staffed by specialists, who have a broad base of application knowledge, as well as extensive experience aiding professionals in the development of appropriate solutions for space and productivity problems. With more than 75,000 Spacesaver systems in use throughout North America, chances are good that we can show you a system that has already solved a storage challenge like yours.

Spacesaver also offers a number of brochures, guidebooks and design aids for both general and specific applications. If you'd like to visit a Spacesaver installation(s) in your area, your Spacesaver Area Contractor can make the arrangements. For more information, call 1-800-492-3434.

## INSTALLATION SERVICE

For details on delivery and installation, contact Spacesaver for your local Area Contractor. Our network of 100 North American service locations assures you of prompt, courteous service and expert installation by technicians with years of factory-trained experience. Call for contractor and service locations at the numbers below.

## WARRANTY

Spacesaver offers a variety of warranties on Spacesaver products. Contact a Spacesaver representative for further information.



**SOUTHWEST SOLUTIONS GROUP**

*business organization systems*

[www.southwestsolutions.com](http://www.southwestsolutions.com)

**Toll Free 1-800-803-1083**